

COMMERCIAL GRADE

Commercial Grade Light String adds festive lighting to interiors and exteriors including building outlines, patio lighting, gazebos and other decorative uses. Heavy-duty factory molded sockets on 14-gauge wire are durable and well suited for a variety of commercial application where UL Listing is not required. Available in several wire colors, socket sizes and socket spacings. 330 foot bulk reels are great for custom situations and kits are ready to use, just add lamps and plug in!



FEATURES

- Factory-molded sockets on 14-gauge wire is suitable for commercial applications (16-gauge for kits)
- Formulated PVC sockets form a tight weatherproof seal around the bulb
- Long life, low maintenance linear lighting (for use with Long Life Light Lamps)
- Available in bulk reels in candelabra, intermediate and medium base sockets
- Use with LED lamps to run full reel length and save up to 98% in energy costs over incandescent



B7.5C-RE



B10S11-GR



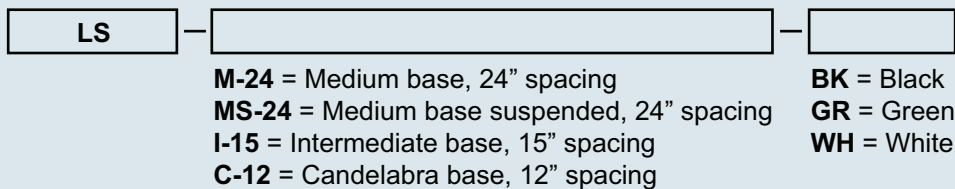
B11S14-YE



LEDBS14-8-WW

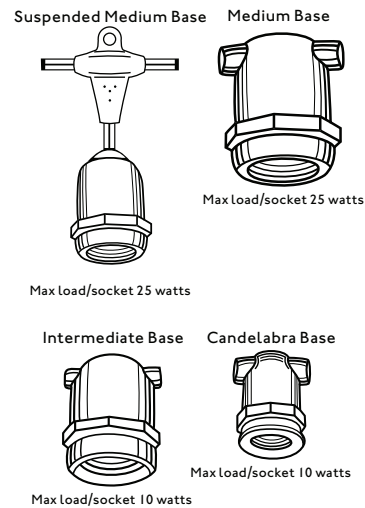
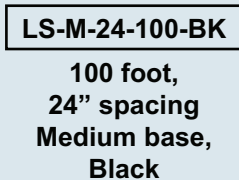
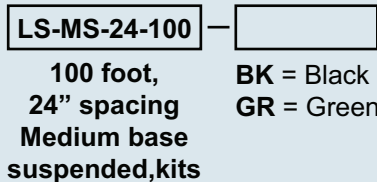
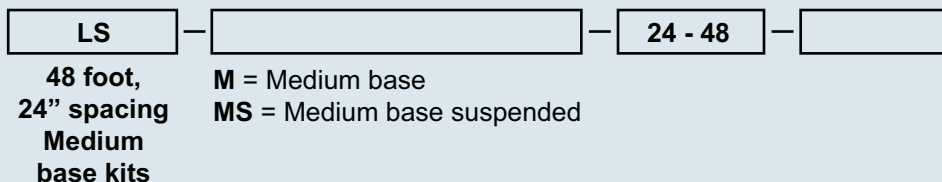
ORDERING INFORMATION

BULK REELS







Note: LS-M-24 is not available in White

KITS



ACCESSORIES

-		B7.5C-(COLOR)	Candelabra base, 7.5 watts each, 8,000 hour rated life 2-1/8" M.O.L., 1-3/8" dia. Sold in boxes of 25 only Colors: AM ber, BL ue, CL ear, FR osted, GR een, RE d, YE llow and WH ite
-		B10S11-(COLOR)	Intermediate base, 10 watts each, 8,000 hour rated life 3-1/2" M.O.L., 1-3/4" dia. Sold in boxes of 25 only Colors: AM ber, BL ue, CL ear, FR osted, GR een, RE d, YE llow and WH ite
-		B11S14-(COLOR)	Medium base, 10 watts each, 8,000 hour rated life 2-3/8" M.O.L., 1-3/8" dia. Sold in boxes of 25 only Colors: AM ber, BL ue, CL ear, FR osted, GR een, RE d, YE llow and WH ite
-		LEDBS14-8-WW	Medium base, 1.4 watts each, 50,000 hour rated life 3-3/4" M.O.L., 1-3/4" dia. Sold in boxes of 25 only 3000°K Warm White only

TECHNICAL SPECIFICATIONS

Voltage	120V, 60Hz AC operation (LED retrofits have built-in drivers to convert AC power to DC)
Construction	Pre-assembled sockets with set spacing on 14AWG, SPT-2 wire
Bulk Reel	330 feet
Wattage	Maximum wattage per socket is as follows: MS = 25 watts, M = 25 watts, I = 10 watts, C = 10 watts
Maximum run	1800 watts for bulk reels, 1200 watts for 100 foot kits, 600 watts for 48 foot kits
Power cord	Bulk reels have 24" lead wire and no attached plug; kits have six foot fused power cord molded onto 24" lead
Packaging	Bulk reel or poly bag kits
Dimmers	Dimmable with standard incandescent dimmer – be sure to use high capacity type for loads over 600 watts
Lamp specs	See ACCESSORIES above



P/H

