

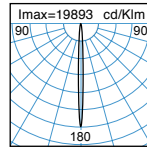
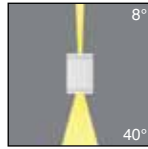
# ONE4TWO LED

## A SPECIFY LUMINAIRE

**Code:**    **Description:**    **Lumens:**    **Color CCT:**

**26 6031**    2 x 4W LED    2 x 375lm    4000K

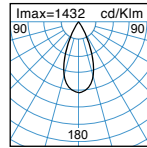
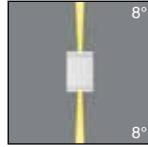
**26 6033**    2 x 4W LED    2 x 345lm    3000K



H (ft)	DIA (ft)	fc
15	2	14
12	1.5	23
9	1	41
6	0.7	92
3	0.03	370

**26 6011**    2 x 4W LED    2 x 375lm    4000K

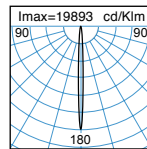
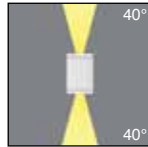
**26 6013**    2 x 4W LED    2 x 345lm    3000K



H (ft)	DIA (ft)	fc
15	6	1.1
12	5	1.7
9	3	3.1
6	2	7
3	1	27

**26 6021**    2 x 4W LED    2 x 375lm    4000K

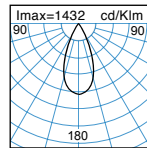

**26 6023**    2 x 4W LED    2 x 345lm    3000K



H (ft)	DIA (ft)	fc
15	2	14
12	1.5	23
9	1	41
6	0.7	92
3	0.03	370

**26 6111**    4W LED    375lm    4000K

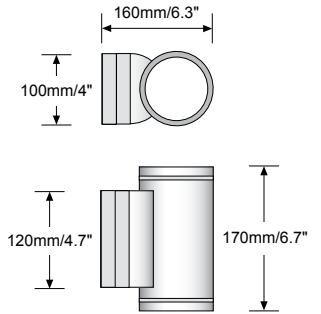
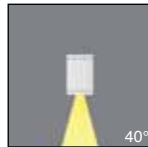
**26 6113**    4W LED    345lm    3000K



H (ft)	DIA (ft)	fc
15	6	1.1
12	5	1.7
9	3	3.1
6	2	7
3	1	27

**26 6121**    4W LED    375lm    4000K

**26 6123**    4W LED    345lm    3000K



EXTERIOR

WALL SURFACE

**Note:** Due to constant changes in LEDs, please check our website for current product specifications.



## ■ GENERAL SPECIFICATION

**Housing:** Die-cast and extruded aluminum.

**External Screws:** Stainless steel.

**Lens:** Clear glass.

**Gaskets:** One piece silicone.

**Finish:** Silver powder coated RAL9006 as standard.  
For custom finishes please contact factory.

**Drivers:** HPF, electronic for 120-277V.

**Minimum Starting Temperature:** -30°C.

**Weight:** Maximum 4Kg/8.8lb.

**Mechanical:** Mounts directly over a junction box (by others).  
Mounting hardware (by others).

**Approval:** ETL. Wet location, IP65.

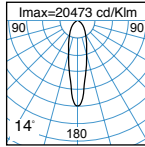
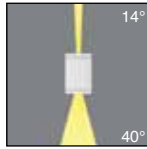


### A SPECIFY LUMINAIRE

**Code:**      **Description:**

**26 3154**    1 x 22W **HID** PGj5

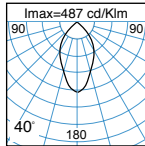
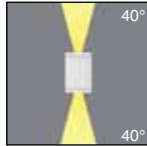
**26 3114**    1 x 39W **HID** PGj5



H (ft)	DIA (ft)	fc-22W	fc-35W
15	3.2	9	18
12	2.6	14	28
9	1.9	25	50
6	1.3	56	112
3	0.6	226	452

**26 3164**    1 x 22W **HID** PGj5

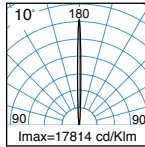
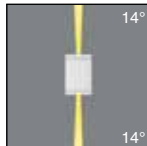
**26 3134**    1 x 39W **HID** PGj5



H (ft)	DIA (ft)	fc-22W	fc-35W
15	11.7	1	2
12	9.4	2	3
9	7.0	3	6
6	4.7	7	14
3	2.3	32	58

**26 3174**    1 x 22W **HID** PGj5

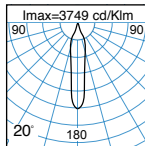
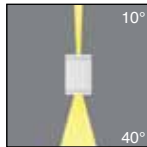
**26 3144**    1 x 39W **HID** PGj5



H (ft)	DIA (ft)	fc-22W	fc-35W
15	1.0	5	9
12	0.8	7	14
9	0.6	13	26
6	0.4	29	58
3	0.2	116	232

**26 3234**    1 x 22W **HID** PGj5

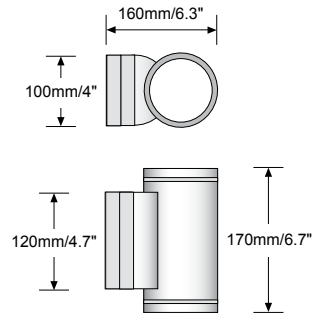
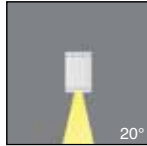
**26 3214**    1 x 39W **HID** PGj5



H (ft)	DIA (ft)	fc-22W	fc-35W
15	5.4	7	14
12	4.3	11	23
9	3.2	20	40
6	2.1	45	89
3	1.1	178	356

**26 3001**    1 x 22W **HID** PGj5

**26 3002**    1 x 39W **HID** PGj5




EXTERIOR  
WALL SURFACE

### B SPECIFY VOLTAGE

- 1 120V
- 2 277V
- 3 347V\*

**Example Specification Code:** 26 3114 - 1



# ONE4TWO

METAL HALIDE



## GENERAL SPECIFICATION

**Housing:** Die-cast and extruded aluminum.

**External Screws:** Stainless steel.

**Lens:** Clear glass.

**Gaskets:** One piece silicone.

**Reflector:** High purity aluminum, silver anodized. Reflector may be adjusted to  $-12^\circ$  from vertical.

**Finish:** Silver powder coated RAL9006 as standard. For custom finishes please contact factory.

**Ballasts:** HPF, electronic for 120V or 277V. \*Check with factory for availability.

**Minimum Starting Temperature:**  $-20^\circ\text{C}$ .

**Weight:** Maximum 4Kg/8.8lb.

**Mechanical:** Mounts directly over a junction box (by others). Mounting hardware (by others).

**Approval:** ETL. Wet location, IP65.