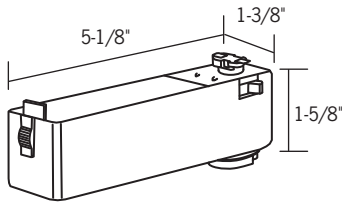


Catalog No. \_\_\_\_\_

Type \_\_\_\_\_

Project \_\_\_\_\_

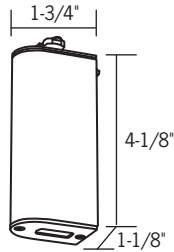


**Symphony Horizontal  
Line Voltage Track Adapter**

120V-12V Track mounted solid state electronic transformer with Symphony Horizontal Adapter.  
For use with Symphony Low Voltage miniature fixtures only.



**LA2050HSYM-(B,P,S)**

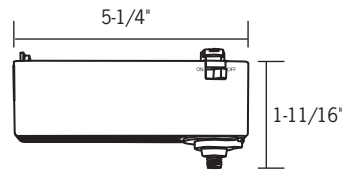


**Symphony Vertical  
Line Voltage Track Adapter**

120V-12V Track mounted solid state electronic transformer with Symphony Vertical Adapter.  
For use with Symphony Low Voltage miniature fixtures only.




**LA2050VSYM-(B,P,S)**

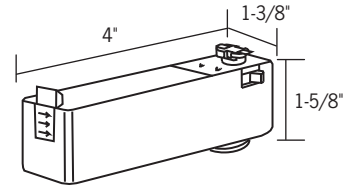


**Quick Release  
Line Voltage Track Adapter**

Connect Quick Release Series fixtures, pendants or 3W LED pendants to Line Voltage Track System.



**CRS-LVTQR-S** - Track Adapter  
**CRS-LVTQRD-S** - LED Track Adapter

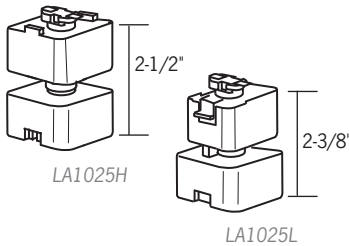


**Transformer**

120V-12V Track-mounted solid state electronic transformer.



**LA2050N-(B,P,S)** - 20-50W  
Transformer  
**LA2075N-(B,P,S)** - 20-75W  
Transformer

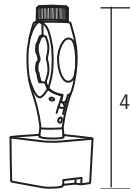


**Track Adapter**

Allows Con-Tech fixtures to be retrofitted to other manufacturer's standard track. **Note: Consult factory for specific brand names.**



**LA1025H-(B,P)**  
**LA1025L-(B,P)**

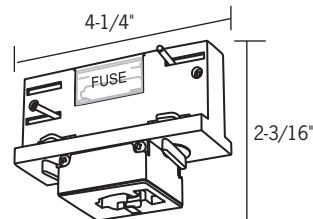


**Universal Odyssey  
Flexible Track Adapter**

Connect Con-Tech "CTL" series track fixtures to Odyssey Flexible Track System. 10 lb. load capacity.



**LIR59875-S**

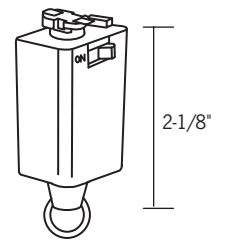


**Busway Track Adapter**

Allows Con-Tech fixtures to be retrofitted to the Busway system. Class CC 7A fuse included.



**CIP60-USF-(B,P)**



**Pendant Fixture Adapter, Chain**

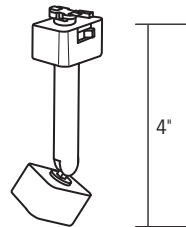
Integral on/off switch, track polarity indicator. Fixture weight can not exceed 10 lbs.



**LA-17-(B,P)**

**Track Adapters**

Standard Con-Tech track fixtures are UL Listed as-is for use with Con-Tech's many track systems, as well as with Juno<sup>1</sup> Lighting track. By changing the prefix in the part number, Con-Tech can install inserts which make our fixtures compatible with other manufacturers. Replace "CTL" with "HTL" for Halo<sup>2</sup> track, "LTL" for Lightolier<sup>3</sup> track, and "PTL" for Capri<sup>4</sup> track. For more information, please consult our factory.

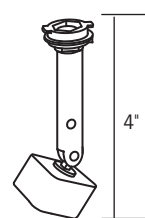


**Line Voltage  
Sloped Ceiling Adapter**

Use with line voltage fixtures or extensions when track is mounted to sloped ceiling or with LA-18 mono-point.




**LA1004-(B,P)**

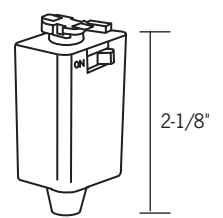


**Low Voltage  
Sloped Ceiling Adapter**

Use with low voltage fixtures or extensions when track is mounted to sloped ceiling. For use with LA2050N or LA2075N transformer, LA1816 mono-point or LA-18160 remote transformer mono-point.



**LA1004LV-(B,P)**



**Pendant Fixture Adapter, Cord**

Integral on/off switch, track polarity indicator. Fixture weight can not exceed 10 lbs. **Not UL Listed unless supplied with RLM series fixtures.**

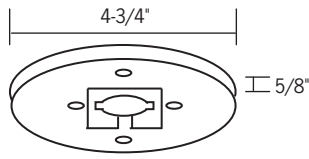


**LA-17A-(B,P)**

**Continued on Page 2**

Finish Codes: **-B** (Black), **-P** (White), **-S** (Silver)

1. Juno is a registered trademark of Juno Lighting  
2. Halo is a registered trademark of Cooper Lighting  
3. Lightolier is a registered trademark of Philips Lighting  
4. Capri is a registered trademark of Philips Lighting

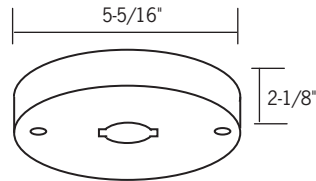


**Mono-Point Adapters**

Mounts track head to outlet box.  
Finish: -B, P, S



**LA-18** - for 120V Track Heads  
**LA-18/277V** - for 277V Track Heads

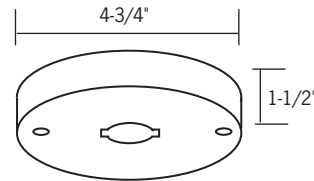


**Surface Mount  
AroTech Ballast Canopy**

Allows installation of CMH fixtures in any mono-point application. 120V and 277V. Finish: -B, P, S



**LA1820MHE** - 20W CMH 120V  
**LA1839MHE** - 39W CMH 120V  
**LA1850MHE** - 50W CMH 120V  
**LA1870MHE** - 70W CMH 120V  
**LA1820MHE 277** - 20W CMH 277V  
**LA1839MHE 277** - 39W CMH 277V  
**LA1850MHE 277** - 50W CMH 277V  
**LA1870MHE 277** - 70W CMH 277V

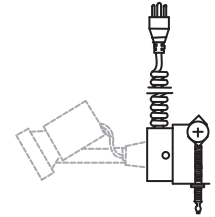


**Mono-Point Adapters**



120V-12V Low Voltage  
Mono-Point Adapter  
Built-in solid state transformer. Use in place of LA2050N or LA2075N.  
**LA1816-(B,P)**

277V-12V Low Voltage  
Mono-Point Adapter  
Built-in solid state transformer.  
**LA1816 277V-(B,P)**  
Low Voltage Mono-Point Adapter  
Without Transformer  
For use with remote transformers only.  
**LA-18160-(B,P)**

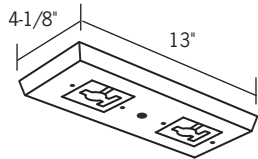


**Adjustable Clamp/  
Mono-Point Bracket**

With 8' coiled cord and 3-wire grounded plug. 2-1/2" max. thickness for clamp.



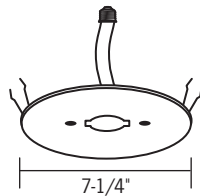
**LA-118RP-(B,P)**



**Duo-Point Adapters**



**LA-21** - 8-7/8" O. C.  
Accepts two line voltage track heads to mount to single outlet box.  
Finish: -B, P  
**LA-1521** - 5-1/4" O. C.  
Outlet Box Mounting Adapter for CTL1540. Finish: -B, P, S

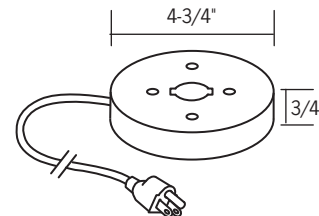


**Line Voltage Adapter Plate**

Converts recessed 6" housing to Mono-Point for line voltage track heads.



**CTR618-(B,P,S)**

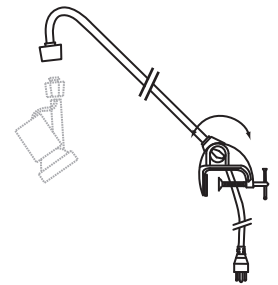


**Weighted Base Adapter**

66" grounded cord.



**LA-22-(B,P)**

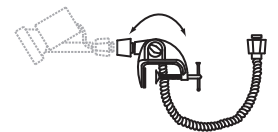


**Adjustable Track Lighting  
Bracket with Clamp**

19" Long with 12' grounded cord/plug.



**LA1019-(B,P)**



**Adjustable Track Lighting  
Bracket with Clamp**



**LA-118**  
Line Voltage Bracket with 5' coiled cord and track connector. Finish: -B, P

**LA-118LV**  
Low Voltage Bracket with 5' coiled cord and track connector. Requires LA2050N or LA2075N Transformer. Finish: -B, P

Finish Codes: **-B** (Black),  
**-P** (White),  
**-S** (Silver)

**Line Voltage Fixture Extensions**

Finish: -B, P, S



**LA1012** - 12" Extension, L: 14-1/4"  
**LA1018** - 18" Extension, L: 20-1/4"  
**LA1024** - 24" Extension, L: 26-1/4"  
**LA1036** - 36" Extension, L: 38-1/4"  
**LA1048** - 48" Extension, L: 50-1/4"



**LA1012MH** - 12" Extension, L: 15-1/2"  
**LA1018MH** - 18" Extension, L: 21-1/2"  
**LA1024MH** - 24" Extension, L: 27-1/2"  
**LA1036MH** - 36" Extension, L: 39-1/2"  
**LA1048MH** - 48" Extension, L: 51-1/2"



**LA1012LV** - 12" Extension, L: 15-1/2"  
**LA1018LV** - 18" Extension, L: 21-1/2"  
**LA1024LV** - 24" Extension, L: 27-1/2"  
**LA1036LV** - 36" Extension, L: 39-1/2"  
**LA1048LV** - 48" Extension, L: 51-1/2"