


NEW & IMPROVED



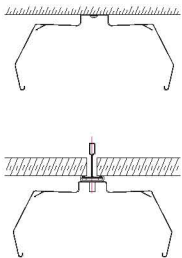
Brackets for Vapor Tight Fixtures

This versatile new bracket is revolutionary in its simplicity.

BENEFITS

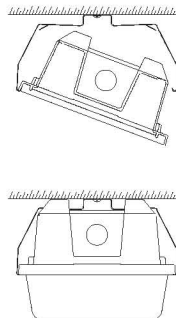
- Easiest Installation Ever
-Bracket installs first, then fixture snaps securely into place
- Corrosion Resistant Stainless Steel
- Mounting method does not require stud in fixture

MOUNTING BRACKET



Install Mounting Bracket
- Screw Hardware by Others
- T-Bar Mounting Hardware by Others

FIXTURE INSTALLATION

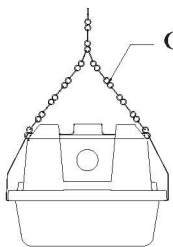


Install One Side of Housing into Bracket

Rotate Up and Snap Other Side of Housing into Bracket

Install diffuser once unit is securely installed with bracket.

CHAIN HANGING



Chain & S Hook by Others



A.L.P.

LIGHTING COMPONENTS, INC.

CORPORATE HQ: CHICAGO, IL U.S.A.

WEB SITE: WWW.ALPLIGHTING.COM