



Bringing Warmth to **Your Life.**

NOW AVAILABLE!

SIMPLIFY

Your Installation Process use **Little Buzzer** by Danfoss! Continuity Alarm



Distributed By:


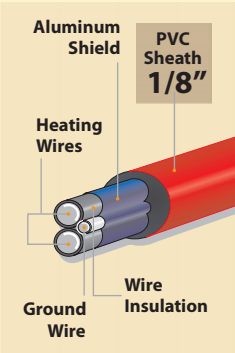
Available at  
[www.GoodMart.com](http://www.GoodMart.com)  
  
877-402-6100



**Danfoss Inc.**  
Electric Floor Heating  
North America  
[DanfossLX.com](http://DanfossLX.com)

# Danfoss LX **mats**

- High quality
- Easy to install
- Safe and reliable
- Thin - 1/8"
- Genuine 10-year warranty



Order No.		Length (feet)	Area (sq. ft.)	Amps		Watts
120V	240V			120V	240V	
088L3150	-	5.00	10	1.0		120
088L3151	-	7.50	15	1.5		180
088L3152	-	10.00	20	2.0		240
088L3153	-	12.50	25	2.5		300
088L3154	-	15.00	30	3.0		360
088L3155	088L3175	17.50	35	3.5	1.8	420
088L3156	088L3176	20.00	40	4.0	2.0	480
088L3158	088L3177	25.00	50	4.9	2.5	590
088L3160	088L3178	30.00	60	6.0	3.0	720
-	088L3179	35.00	70		3.5	850
-	088L3180	40.00	80		4.0	960
-	088L3181	45.00	90		4.5	1,080
-	088L3182	50.00	100		5.0	1,200
-	088L3183	55.00	110		5.5	1,320
-	088L3184	60.00	120		6.0	1,440
-	088L3185	72.50	145		7.3	1,740

# Danfoss LX **stats**

Order No.	Temp. Setting	Sensor
088L3030	Programmable	Floor
088L3031	Programmable	Air
088L3032	Programmable	Air*
088L3033	Manual	Floor
088L3034	Manual	Air

\*with floor temperature limiter.

- Simple to operate
- Fully programmable (optional)
- Comes with factory preset default program
- Inclined display for easy viewing
- Dual rated for 120V & 240V
- Includes Class-A GFCI for safety
- Two year warranty

**Electric radiant heating**, radiates the heat from the floor for even, gentle warming of a room. It is ideal for bathrooms, kitchens, entryways and utility rooms. Danfoss electric floor heating cable systems combine the highest comfort levels with maximum energy efficiency.



SELF-ADHESIVE MAT

Danfoss **LX**

BRINGING WARMTH TO LIFE

Electric Floor Heating





## Typical Applications

Floor heating of tiles, stone, or engineered wood floors, for Bathrooms, Kitchens, Basements...



## Quality for Life

Danfoss stands behind its electric floor heating mats with a **genuine 10 year warranty**. No other product offers this level of comfort.

Visit **DanfossLX.com** for details about our genuine warranty.

# Simple to Install

Danfoss LX **Electric Heating Systems** consist of a thermostat controlled heating mat fitted below the floor surface.

Simply install the Danfoss LX **self-adhesive** mat to the subfloor before installing the tiles. No custom orders, all adjustments can be carried out on-site

### Pre-installed Heating Cable

This reduces installation time and potential errors, while guaranteeing accurate distances and balanced heating

### Self-Adhesive

Pre-applied on the Danfoss LX mat, eliminating an entire installation step (required for other products).

### Single Point Connection

Easy connections to the thermostat save time and money thanks to twin conductors built over the entire mat surface.

### Minimal Thickness

Danfoss LX electric floor heating mat adds only 1/8" height to the floor.

### Durable Construction

The twin conductor cable matched with long-lasting materials, enables the Danfoss LX product to withstand the harshest conditions.

### Safe & Reliable

Ground fault (GFCI) protection and no electromagnetic fields (EMF).

### Genuine 10-Year Warranty

The Danfoss LX genuine warranty is unmatched in the industry.



DanfossLX.com

SELF-ADHESIVE MAT




Unroll onto subfloor




Cut the LXmat as needed




Turn the mat around corners and obstacles



Install tiles



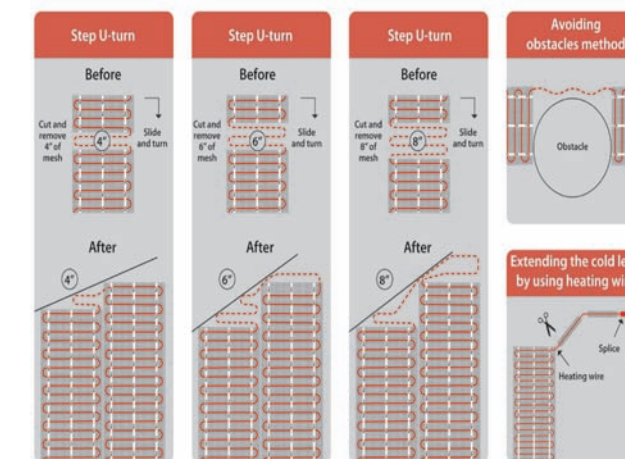
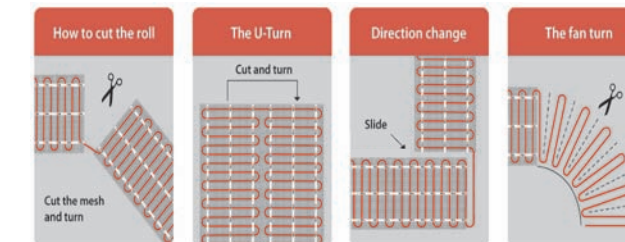
Apply thinset



Prior to installing tiles

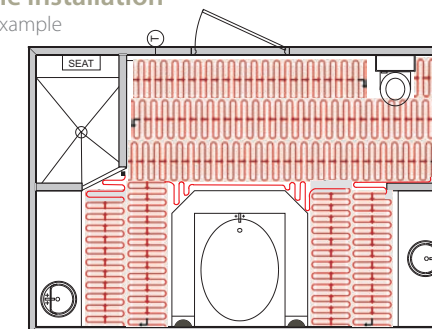
# Simple to Adapt

Danfoss LX mats can be easily modified to fit any room. To work around obstacles and angled walls or when custom adjustments are required simply cut the mesh with scissors and/or pull the cable from the mat.



### Flexible Installation

Layout Example



# Installer's edge