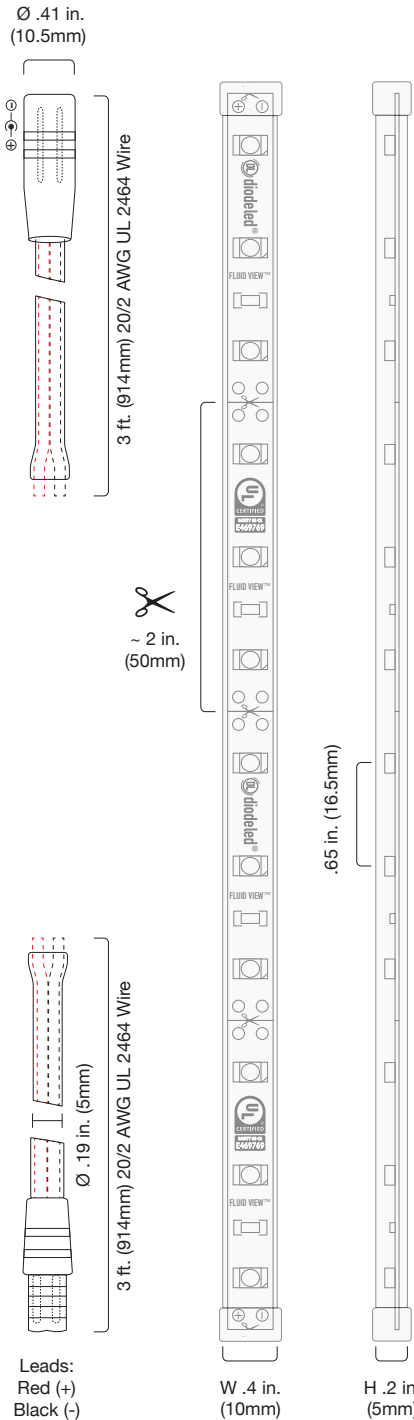


# FLUID VIEW® 12V WET LOCATION LED STRIP LIGHT

## SPECIFICATION SHEET

- Outdoor / wet location
- 16.4 ft. maximum run
- UL Listed & R/C SAM Manual
- Suitable for closet use
- 5-Year limited warranty



### SPECIFICATIONS

**Input Voltage:** 12VDC Constant Voltage  
**Power Consumption / ft.:** 1.44W / 120mA  
**LED Chip Type:** Epistar 3528 SMD Chip  
**LED Chip Beam Angle:** 120°  
**LED Chips / ft.:** 18  
**Mounting <sup>1</sup>:** Includes mounting clips & screws  
**Field Cuttable:** ~ 2 in.  
**Maximum Run <sup>2</sup>:** 16.4 ft.  
**Connections <sup>3</sup>:** 3 ft. female wet location plug one end, 3 ft. male wet location plug opposing end, Wire gauge: 20/2 AWG  
**Dimmable:** Yes

**Ambient Temp <sup>4</sup>:** -4 ~ 122°F (-20 ~ 50°C)  
**Operating Temp <sup>5</sup>:** -4 ~ 176°F (-20 ~ 80°C)  
**Environment <sup>6</sup>:** Outdoor / wet location  
**Dimensions:** .4 x 2 in. (W x H)  
**Certifications:** UL Listed 2108. UL 1598 / CSA 250.0-08, UL 8750. UL 879 / CAN/CSA-C22.2 no. 207-M89. E469769 (UL Listed), E469770 (SAMS Manual). Suitable for installation in a clothes closet.  
**Included Items (per spool):** 6 mounting clips, 12 screws, 5 end caps, 2 terminal caps, 1 Wet Location Splice Connector Pair

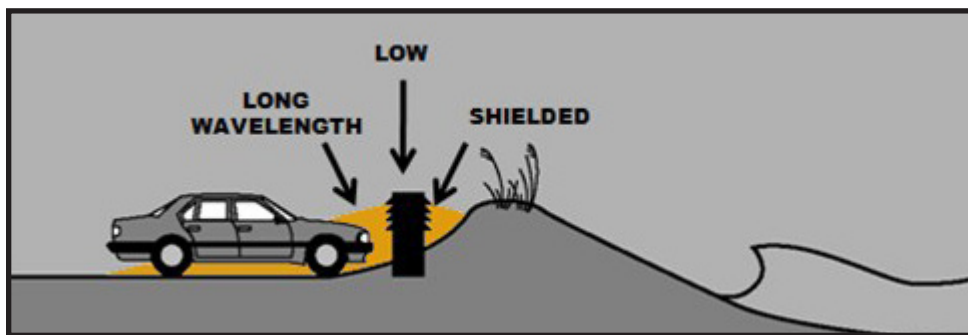
Item #	Connector Size	Wave-length <sup>7</sup>	Lumens / ft. <sup>8</sup>	CRI	Efficacy (lm/W) <sup>9</sup>
DI-12V-FVAM-W8016 (16.4 ft.)	10.5mm	594nm	69	N/A	48

- Note <sup>1</sup>** In accordance with the Wildlife Lighting Certification Program, light must be downward directed. Maximum mounting height of 24 inches for the ground floor only. Maximum mounting height of 12 inches for any floor above the ground floor.  
**Note <sup>2</sup>** Each maximum run requires a dedicated power feed from the driver. Do not extend beyond the recommended maximum run length.  
**Note <sup>3</sup>** Wire leads and accessories are not rated for in-wall installation unless otherwise noted. Attached wire leads and connections are field-cuttable.  
**Note <sup>4</sup>** Do not install product in an environment outside the listed ambient temperature. Exceeding the maximum ambient temperature may damage LED chips, reduce the total lamp life, lumen output, and/or adversely impact color consistency.  
**Note <sup>5</sup>** Operating temperature is measured according to the minimum and maximum ambient temperature environment.  
**Note <sup>6</sup>** Do not install near or around chlorinated/treated water. This product is not rated as submersible. Do not install in location where water may pool or collect. Do not install in location where LED chips are exposed to direct sunlight as damage to the phosphor will occur.  
**Note <sup>7</sup>** Derived from chromaticity diagram and represents perceived color with a tolerance of +/- 0.5nm for dominant wavelength measures.  
**Note <sup>8</sup>** Lumen value measured in accordance to IES LM-79-08. LED chips have a luminous flux range with a tolerance of +/- 5%.  
**Note <sup>9</sup>** Actual efficacy value is dependent to specified LED driver (power supply). An estimated efficacy value has been provided and calculated as follows: Lumen value (measured in accordance to IES LM-79-08) divided by average power consumption per foot.

Item #:		Project:	
---------	--	----------	--

## MOUNTING

In accordance with the Wildlife Lighting Certification Program, light must be downward directed. Maximum mounting height of 24 inches for the ground floor only. Maximum mounting height of 12 inches for any floor above the ground floor.



**Keep it LOW** - mount the fixture as low as possible to minimize light trespass, and use the lowest amount of light needed for the task.

**Keep it SHIELDED** - fully shield the light so bulbs and/or glowing lenses are not visible to minimize light trespass.










## SWITCHES, CONTROLS, LED DRIVERS, & SYSTEM DIAGRAMS

We offer a variety of switches, controls, and LED drivers (power supplies) to address all common light installations. For additional information, please see the additional component sections of our website or catalog. See the 'Solid Color Tape Light Installation Guide' for system diagrams and installation instructions. For additional questions and concerns please contact technical support.

## ACCESSORIES

### WET LOCATION CONNECTORS (10.5mm)

The following wet location connectors may be utilized in wet location environments. Never submerge these accessories under water. Connectors, extension cables, etc. are not rated for in-wall installations. Wet location connectors have a Class 2 amp rating: 60W/5A @ 12VDC; 100W/4.17A @ 24VDC. For additional information, please see the additional component sections of our website or catalog.

Item #	Type	Description	Image
DI-10MM-WL-DC-M-** DI-10MM-WL-DC-F-**	Wet Location Plug (10.5mm) to DC Adapter Connector	Attaches a wet location 10.5mm plug to a male DC accessory or plug-in adapter (not rated for wet location environments). Gender specification applies to the wet location connection only. • Dimensions: 7.5 x 0.45 in. (L x Dia)	
DI-10MM-WL-SCP-**	Wet Location Solder Connector Pairs (10.5mm Plugs)	Converts a wet location 10.5mm plug to a hard-wired connection (1 male & 1 female wet location plug). • Dimensions: 13 x 0.41 in. (L x Dia)	
DI-10MM-WLSP2-** DI-10MM-WLSP3-** DI-10MM-WLSP5-**	Wet Location Splitter Plug (10.5mm Plugs)	Splits a connection for wet location connectors. • Dimensions: 9.25 x 0.8 x 0.63 in. (L x W x H)	
DI-10MM-WL6EXT-** DI-10MM-WL12EXT-** DI-10MM-WL24EXT-**	Wet Location Extension Cable (10.5mm Plugs)	Creates an extension between wet location 10.5mm plugs. Male to female extension. • Dimensions: 6 x 0.41 in. (L x Dia) • Dimensions: 12 x 0.41 in. (L x Dia) • Dimensions: 24 x 0.41 in. (L x Dia)	
DI-0754 DI-0754-25 DI-0754-50	Wet Location Strip Light Mounting Clips	Mounts all wet location strip light. DI-0754 (10x clips, 20x phillips head screws) DI-0754-25 (25x clips, 50x phillips head screws) DI-0754-50 (50x clips, 100x phillips head screws)	
DI-0755-**	Wet Location Strip Light End Caps	End caps for sealing cut sections of FLUID VIEW & BLAZE wet location strip light (10x end caps). Dimensions: 0.40 x 0.47 x 0.24 in. (L x W x H)	
DI-0762-**	Wet Location Strip Light Sealant Kit	Kit for sealing cut sections of FLUID VIEW & BLAZE wet location strip light (10x end caps and 1x 1.5 oz. tube of silicone sealant).	
DI-0756	Wet Location Sealant	1.5 oz. tube of silicone sealant.	
DI-1740 (9.5 ft.) DI-0775-S (100 ft.)	3M™ Adhesive Tape	3M™ 4229 adhesive tape for indoor and outdoor installation of wet location LED fixtures.	

\*\* Products available in 25 and 50 pack bulk quantities. Add -25 or -50 to each item # for bulk quantities.

## ADDITIONAL RESOURCES

Visit the online product page at [www.DiodeLED.com](http://www.DiodeLED.com) for additional resources including:

- **SOLID COLOR LED TAPE LIGHT Installation Guide**  
For system diagrams and full installation instructions.
- **Voltage Drop Charts**  
Use to specify appropriate wire gauge for installation. Available at the 'Tools & Resources' page at [www.DiodeLED.com](http://www.DiodeLED.com).

## SAFETY & DISCLOSURES

- Install in accordance with the national and local electrical code regulations.
- This product is intended to be installed and serviced by a qualified, licensed electrician.
- This product must be powered with a compatible Class 2 DC constant voltage LED driver (power supply).
- Do not connect directly to high voltage or AC power.
- Do not install near or around chlorinated/treated water. This product is not rated as submersible. Do not install in location where water may pool or collect.
- Do not install in location where LED chips are exposed to direct sunlight as damage to the phosphor will occur.
- It is generally recommended to load the driver no more than 80% the labeled rating for maximum performance and longevity. However, see each driver specification sheet for exact minimum and maximum loading values.
- Do not install product in an environment outside the listed ambient temperature. Ensure adequate airflow and heatsinking is considered when mounting/installing.
- Operating temperature is measured according to the minimum and maximum ambient temperature environment. Exceeding the maximum operating temperature may damage the controller or fixture.
- Ensure applicable wire is installed between driver, fixture, and any controls in-between. When choosing wire, factor in voltage drop, amperage rating, and type (in-wall rated, wet location rated, etc.). Inadequate wire installation could overheat wires, and cause fire.
- 'Voltage drop' is a gradual decrease in voltage along a conductor through which current is flowing. When specifying an LED system, ensure to calculate voltage drop appropriately. Voltage drop calculators will suggest the proper gauge wire and distance to install the driver from the fixture.
- Attached wire leads, and additional extension cables, connectors, etc., are not rated for in-wall installation unless otherwise noted.
- All fixture accessories including wet location connectors, DC connections, etc. have a Class 2 amperage rating unless otherwise noted (60W/5A @ 12V DC; 100W/4.17A @ 24V DC).
- Do not modify or disassemble this product beyond instructions or the warranty will be void.
- Actual color may vary from what is pictured on this sheet and other print materials due to the limitations of photographic processes.
- We reserve the right to modify and improve the design of our fixtures without prior notice. We cannot guarantee to match existing installed fixtures for subsequent orders or replacements in regards to product appearance, CCT, or lumen output.

## WARRANTY INFORMATION

### Limited Warranty

This LED fixture has a five (5) year limited warranty from the date of shipment. This warranty does not include the additional accessories referenced in this specification sheet. Complete warranty details for fixtures and additional accessories are available at [www.DiodeLED.com](http://www.DiodeLED.com) under the 'Tools & Resources' tab. For warranty related questions, please contact customer service.

### Consumer's Acknowledgment

Diode LED stands behind its products when they are used properly and according to our specifications. By purchasing our products, the purchaser agrees and acknowledges that lighting design, configuration and installation is a complex process, wherein seemingly minor factors or changes in layout and in-field adjustments can have a significant impact on an entire system. Choosing the right components is essential. Diode LED is able to work with the original purchaser to make an appropriate product selection to the extent of the limited information that the customer can provide, but it is virtually impossible for Diode LED to design a system that foresees every unknown factor. For this reason, this Warranty does not cover problems caused by improper design, configuration or installation issues. Any statement from a Diode LED employee or agent regarding a customer's bill of goods and/or purchase order is NOT an acknowledgment that the products purchased are designed and configured correctly. The purchaser agrees and acknowledges that it is the customer's responsibility to adhere strictly to all information contained in the Product Specification Sheets.

There is often more than one way to design, configure and layout an LED lighting application properly to achieve the same lighting effect. Diode LED strongly recommends that licensed professionals be used in the design and installation of lighting systems that include Diode LED products. The specifications include important information that a designer and installer should carefully review and strictly follow. Qualified designers and certified and/or licensed installers, with access to the final installation environment, customer goals, and Diode LED product specifications can make the requisite decisions appropriate for a successful finished lighting application.



Toll Free: 877.817.6028 | Fax: 415.592.1596 | [www.DiodeLED.com](http://www.DiodeLED.com) | [info@DiodeLED.com](mailto:info@DiodeLED.com)  
© 2015 Elemental LED, Inc. All rights reserved. Specifications are subject to change without notice.