

SIGHTLINE® P

pendant mounted track system

TRACK
SYSTEMS
10-110

FEATURES

SightLine P is a pendant mounted track system suitable for wiring with one or two 20 amp circuits. Tracks can be cut to length in the field. Tracks are hung from ceilings by means of 1/2" or .675" outside diameter pendants.

Pendants of 1/2" OD can each contain four #12 feed wires (by others), sufficient for two 20 amp circuits; 3/8 IPS pendants (.675" OD) can each contain seven #12 feed wires (by others), sufficient for four 20 amp circuits.

Extruded aluminum tracks, feeds and joints offer a number of benefits:

- elegant appearance, with hairline joints between components
- 6' spans between attachment points, rather than the usual 4'
- exceptional durability for heavy use and long life.

SightLine P consists of 11 components (*see over*). Components are available in matte white, black and Industrial Silver paint finishes.

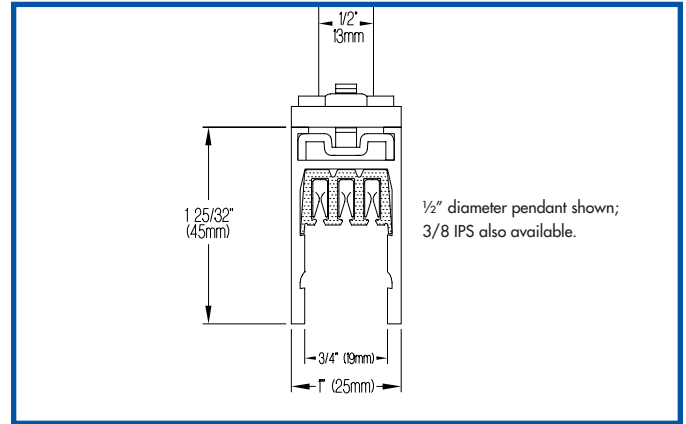


APPLICATIONS

System is recommended for museums, galleries, showrooms, retail stores, offices, schools or residences – wherever adjustable lighting is required and especially where the lighting program is changed often.

SightLine P is designed to be mounted to ceilings from a 4" x 2 1/8" deep octagonal outlet box with an 3/8 IPS stud that has been mounted securely to the ceiling structure. SightLine P is intended to support and power Edison Price Lighting track fixtures prepared for 20-amp, 120-volt service only.

System is 3-conductor, continuously grounded. It may be supplied by one or two individually switched, 120 volt, 20 amp branch circuits. Total capacity is 40 amps when supplied by a single phase, 120/240 volt, three-wire branch circuit. Service wire brought to feed terminals must be #12 AWG solid wire. All components are cULus listed for indoor use only.



COMPONENTS

► SightLine P consists of 11 components described on the reverse side.

► SightLine P pendants should be hung from 4" x 2 1/8" deep octagonal outlet boxes complete with 3/8 IPS studs (both by others) securely mounted to the ceiling structure.

PENDANTS

All pendants may be cut and rethreaded in the field.

18" pendant, white. 1/2" (13mm) OD; can contain four #12 wires (by others); 1/4-18 NPS thread	18P
same 18" pendant, black	18PB
same 18" pendant, Industrial Silver	18PS
36" pendant, white	36P
same 36" pendant, black	36PB
same 36" pendant, Industrial Silver	36PS
18" high capacity pendant, white. 3/8 IPS (.675"/17mm OD); can contain seven #12 wires (by others); 3/8-18 NPS thread	18PX
same 18" high capacity pendant, black	18PXB
same 18" high capacity pendant, Industrial Silver	18PXS
36" high capacity pendant, white	36PX
same 36" high capacity pendant, black	36PXB
same 36" high capacity pendant, Industrial Silver	36PXS

PENDANT HARDWARE

► All items below may be used with either 1/2" (13mm) or .675" (17mm) OD pendants.

► All items below are designed for use with 4" x 2 1/8" deep octagonal outlet boxes complete with 3/8 IPS studs (both by others) securely mounted to the ceiling structure.

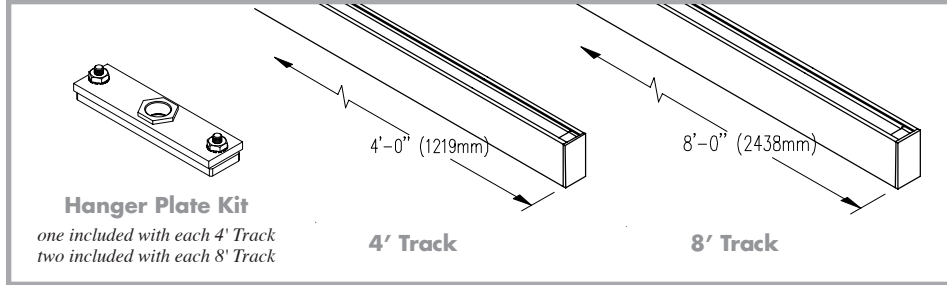
outlet box cover kit, white. flat 4 1/2" (114mm)	OBC
same cover, black	OBCB
same cover, Industrial Silver	OBCS
canopy kit, white. 5" (127mm) dia x 1 5/8" (41mm) deep	CPY
same canopy, black	CPYB
same canopy, Industrial Silver	CPYS
swivel kit, white. 4 1/2" (114mm) dia; 40° max sloped ceiling	SVL
same swivel, black	SVLB
same swivel, Industrial Silver	SVLS

WIRING

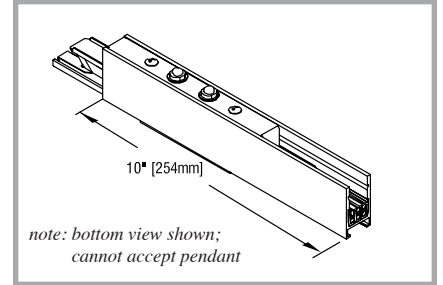
Wiring preparations are identical to SightLine S. See wiring diagram on page 10-100.



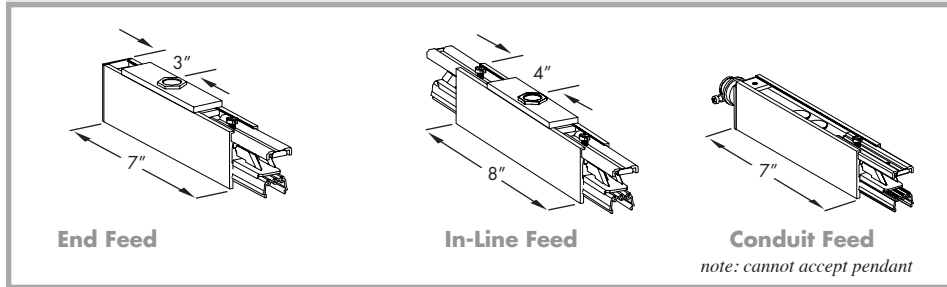
TRACK



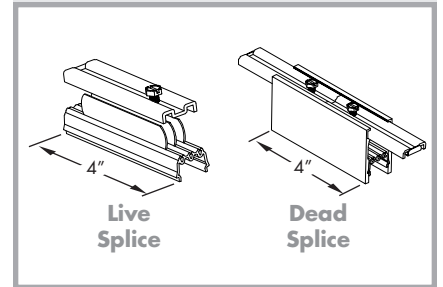
CURRENT LIMITERS for use where required by local code



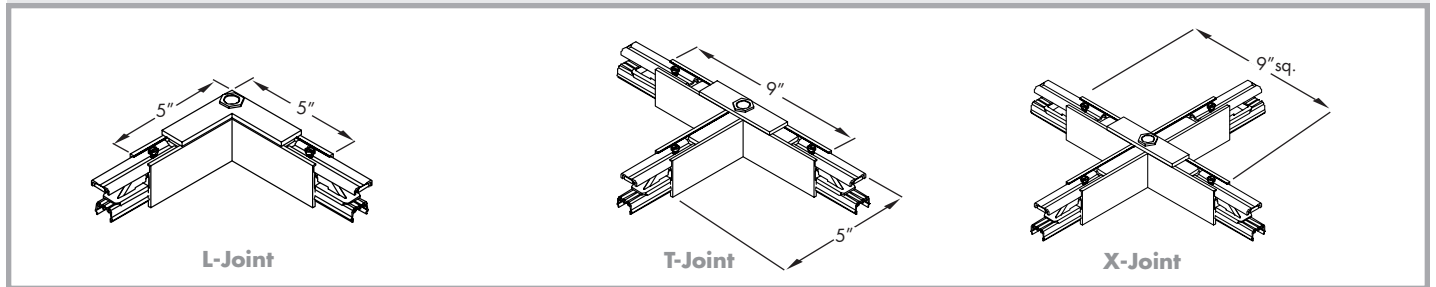
FEEDS



SPLICES



JOINTS



Component	Product Codes			Description
	White	Black	Silver	
4' Track	SLP/4	SLP/4B	SLP/4S	Individual 4'0" length of track with one end cap and one hanger plate.
8' Track*	SLP/8	SLP/8B	SLP/8S	Individual 8'0" length of track with one end cap and two hanger plates.
End Feed	SLP/EF	SLP/EFB	SLP/EFS	Feed for electrical service through a pendant; for use at end of track run.
In-Line Feed	SLP/IF	SLP/IFB	SLP/IFS	Feed for electrical service through a pendant; for use at an intermediate location on track run.
Conduit Feed	SLP/CF	SLP/CFB	SLP/CFS	Feed for electrical service directly into end of track. Includes adapter for 3/4" conduit or BX.
Live Splice	SLP/LS	SLP/LS	SLP/LS	Components for joining two tracks and connecting their electrical conductors. Fits within track.
Dead Splice	SLP/DS	SLP/DSB	SLP/DSS	Component for joining two tracks <u>without</u> connecting their electrical conductors. Adds 4" to length of track.
L-Joint	SLP/LJ	SLP/LJB	SLP/LJS	90° joint prewired to connect circuits of adjacent tracks by means of removable 'jumper' wires. May also be used for electrical service through a pendant.
T-Joint	SLP/TJ	SLP/TJB	SLP/TJS	T-joint prewired to connect circuits of adjacent tracks by means of removable 'jumper' wires. May also be used for electrical service through a pendant.
X-Joint	SLP/XJ	SLP/XJB	SLP/XJS	X-joint prewired to connect circuits of adjacent tracks by means of removable 'jumper' wires. May also be used for electrical service through a pendant.
5A Limiter	SLP/LIM5	SLP/LIM5B	SLP/LIM5S	5-amp capacity current limiter with reset button for ea. circuit. California Energy Commission approved.
10A Limiter	SLP/LIM10	SLP/LIM10B	SLP/LIM10S	10-amp capacity current limiter with reset button for ea. circuit. California Energy Commission approved.

* Note: 12' lengths of track are available on special order; contact factory.