

STACKLITE® 150

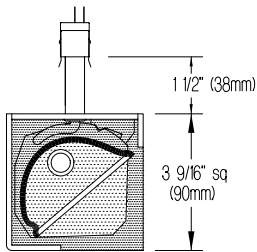
track mounted quartz wallwasher

TRACK
FIXTURES
11-550

FEATURES

Stacklite 150 is a compact, highly efficient quartz wallwasher that provides uniform illumination on vertical surfaces. The fixture is designed for use with frosted T-4 quartz lamps (double contact bayonet base, 150-watt maximum). The fixture can be used with all four Edison Price Lighting 20-amp, 120-volt track systems – SightLine®, DoubleLine™, AutoTrak® and UpLine™ – or can be ordered with a fused adapter for use with four 50-amp or 60-amp, 120-volt systems – DoubleLine-50, AutoTrak-50, UpLine-50 and AutoBus®-120.

Stacklite 150 includes a semi-specular aluminum parabolic reflector that achieves a wide distribution. The reflector pivots vertically – from 20° above to 35° below the normal wallwash position – within the fixture housing. The pivot point is permanently tensioned, allowing the reflector to remain fixed at any aiming angle. A positioning spring enables the reflector to be returned to the normal wallwash position easily.



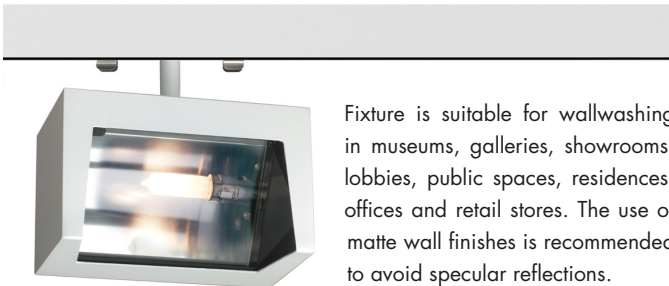
cross-section

A concealed swivel provides 360° horizontal rotation of the entire fixture. Brightness is controlled by interior specular black side-baffles.


Stacklite 150 includes a prismatic lens which is easily removed for relamping, without the use of tools. A lens coated with UV filtration film is available as an option.

Because their track adapters are entirely concealed within the track, Stacklite 150 fixtures have an exceptionally clean appearance. Standard finish is matte white; also available in black and Industrial Silver matte paint finishes.

APPLICATIONS



Fixture is suitable for wallwashing in museums, galleries, showrooms, lobbies, public spaces, residences, offices and retail stores. The use of matte wall finishes is recommended to avoid specular reflections.

Fixture is  listed for mounting on Edison Price Lighting 120-volt track only.

PRODUCT CODE

Complete Product Code..... STK 150

OPTIONS

Specify by adding to the product code.

- 60-amp adapter** required for fixtures to be used on DoubleLine-50, AutoTrak-50 UpLine-50 or AutoBus-120 track systems (fixture's appearance remains the same) - 1C
- equipped for **outlet box mounting** with a 4 1/2" (114mm) dia matte white box cover; mounts directly to a standard 4" (102mm) octagonal outlet box - OBM
- UV lens** – prismatic lens (3 7/32" x 4 5/16") coated with Optivex® UV filtration film..... - UVF
- matte black** housing finish - BLK
- Industrial Silver** housing finish - SIL
- custom color** paint housing finish
identify color in specification CCH

► To minimize socket/lamp problems we recommend the use of lamps by GE, Sylvania, Philips or Ushio.



41-50 22ND STREET, LIC NY 11101 TEL 718.685.0700 FAX 718.786.8530 www.epl.com

©Copyright, Edison Price Lighting 2008 06-08
®Stacklite, SightLine, DoubleLine, UpLine, AutoTrak and AutoBus are registered trademarks of Edison Price Lighting.

STACKLITE 150

PHOTOMETRIC REPORT

Report No. 41078. Original Independent Testing Laboratories, Inc. (ITL) test report furnished upon request.

Luminaire track mounted wallwasher with semi-specular reflector; clear prismatic glass

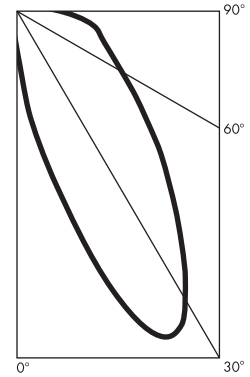
Lamp frosted Q150DC, 2700 lumens

Axis orientation..... 0° plane toward wall

WALLWASH INFORMATION

Distance From Ceiling (Feet)	3' From Wall; 4' O.C.		3'6" From Wall; 4'6" O.C.		4' From Wall; 5' O.C.	
	Below Fixture	Between Fixtures	Below Fixture	Between Fixtures	Below Fixture	Between Fixtures
1	37	30	28	23	21	18
2	39	35	29	26	23	21
3	37	39	29	29	23	23
4	34	41	27	32	22	24
5	32	34	26	30	21	25
6	27	26	24	25	21	22
7	21	19	21	20	19	19
8	15	14	17	15	17	15
9	11	11	13	12	14	13
10					11	10
11					9	8
12					7	6

CANDLEPOWER DISTRIBUTION



All vertical footcandles are initial values with no contribution from ceiling or floor reflectances. Computation performed with a total of ten wallwashers.