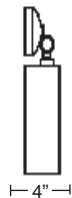
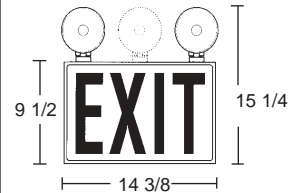


Catalog Number	
Notes	Type



LC8 SERIES

*Exit Combination
w/Heads
Self Powered
Lead Calcium Battery
LED Lamps*



Description:

Precision die formed steel housing. One piece EXIT combination with two or three high intensity tungsten lamp heads. Single housing construction is slimmer and lighter than typical two piece construction, improving aesthetics and ease of installation. Available in 8" Red letters. 20 gauge housing is impact resistant. Electrostatic powder coat paint finish is scratch resistant. "EXIT" signage portion of the LC8 unit utilizes LED lamps of the modern "Piranha" type technology for efficient heat dissipation and maximum light output. Inner chassis and wire way are completely prewired and assembled for 2 minute installation.

Electrical:

- Dual voltage input, 120/277 VAC, 60 Hz. Contact factory for other voltages.
- Line latching
- Constant current solid state voltage limited charger.
- Solid state transfer switching.
- Circuit design includes brownout protection, low voltage battery disconnect, and short circuit protection.
- Circuit board includes momentary test switch and AC on visual indicator.

Housing:

- 20 gauge, die formed steel. Housing frame formed using 1 piece of steel. Electrostatic powder coat. Standard finish is White. Other finishes available.
- All electronic components including Lead Calcium batteries are prewired and assembled onto internal wireway chassis. Minimal installation wiring is needed.
- Housing has additional "Head" knockouts to relocate heads to the side of the unit.
- Back plate has universal j-box mounting pattern.

Lamp Heads:

- Lamp heads are constructed of injection molded polymetric material. Heads are fully adjustable on bi-directional axis to allow nearly infinite aiming options. Front lens assembly is injection molded from crystal clear acrylic with precision molded linear spread pattern for efficient lumen output.
- Rotation stops are molded into all heads as per UL 924 specifications.

Battery:

- Sealed, maintenance free Lead Calcium, recombinant cell.
- Deep discharge does not damage battery due to low voltage disconnect.
- 90 minutes minimum discharge.

Lamps:

- EXIT
- Ultra-high brightness Aluminum Gallium Phosphate (AlInGaP) LEDs.
- LEDs are "Piranha" type, flat, 4 mounting legs for efficient heat dissipation and maximum light output.
- Both AC and battery operation utilize the same set of LEDs. Brightness increases during DC (battery) operation.

EMERGENCY LAMP HEADS

- Wedge based, T5, tungsten high lumen output. Standard unit utilizes 12 watt heads.

Listing/Code Compliance:

- UL 924 listed
- Life Safety NFPA 101, NEC/OSHA
- NYC MEA/BEC, Local Laws 16 & 41.


Warranty:

- Battery, 5 year pro-rata.
- LED lamps, 25 years
- Charger board, 5 years.

ORDERING INFORMATION

SAMPLE CAT#: LC8-2

LC8 Series	# of Heads	Options	Accessories
LC8 Series	2 2 heads	72 72 watts total output (34 watts remote capacity)	Cord/Plug Sets 3CP 120V 37P 277V
	3 3 heads	BB Black Housing, Black Stencil BS Black Housing, Aluminum Stencil	MB Mounting Bracket MS Mounting Shelf GX72 Wire Guard
	2/3 2 heads installed, 1 extra head uninstalled.	CM Ceiling Mounting Kit 82F 2 faces, "T" mounted	



ENERGY DATA

Charge Mode (Fully Discharged Battery)

LC8 Series (Lead Calcium Battery)

LED Exit Section (always on)		
Input (VAC)	Input Current (ma)	Watts
120	25.2	2.5
277	11	2.7

Emergency Head Section		
Input (VAC)	Input Current (ma)	Watts
120	50	5.4
277	27	6.7

Note: Figures based on fully discharged battery on high charge.



Office: 718-418-5600 • Fax: 718-418-5618
57-10 49th Place • Maspeth, N.Y. 11378
www.encorelighting.com

P/N75-1003 (10/03)