

# PLS 5.5W HYB GX23 TITANIUM LED SERIES



PL:EDGE  
SERIES

5.5W REPLACES





13W  
CFL

60% Energy Savings

PRO



- Ⓞ **HYBrid installation - DIRect or BYPass**
- Ⓞ **Compatible with magnetic ballasts - DIRect installation**
- Ⓞ **Built-in universal voltage driver - BYPass installation**
- Ⓞ **Exceptional efficacy 91 LPW**
- Ⓞ **Lasts 4 times longer than CFL**
- Ⓞ **Suitable for use in totally enclosed fixtures**



LM 79

LM 80

TM 21



COMPACT FORM FACTOR AND ROTATABLE BASE SUITABLE FOR ALL APPLICATIONS



# PLS 5.5W HYB GX23 TITANIUM LED SERIES



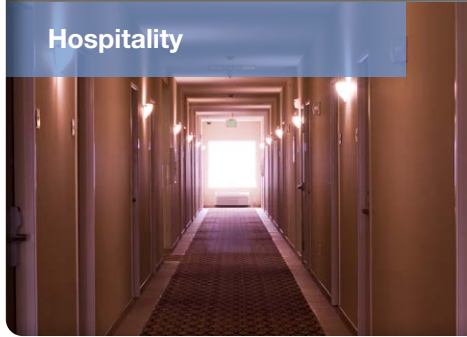
Ref.#:DS105-PLS-5.5W-HYB-GX23

## APPLICATIONS


### Office



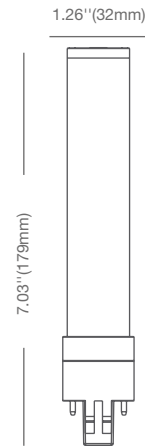
### Hospitality



### General



- Base:** GX23 (2-pin CFL)
- Voltage:** Magnetic ballast compatible  
120-277V
- Dimmable:** No
- PF:** 0.9
- Lifetime:** 40,000 hrs
- Weight:** 0.08lb / 38g



Note: Product designed to replace 13W Single Twin Tube CFL. For Double Twin Tube CFL replacement, please check fixture compartment dimensions to ensure compatibility.

## SPECIFICATIONS

Model	Product	Power (W)	CCT	CRI (typ.)	Lumens	LPW	Beam Angle
<b>5.5PLS/827/HYB/GX23</b>	57820	5.5	Soft White 2700K	80	450	82	120°
<b>5.5PLS/830/HYB/GX23</b>	57821	5.5	Warm White 3000K	80	500	91	120°
<b>5.5PLS/835/HYB/GX23</b>	57822	5.5	Neutral White 3500K	80	500	91	120°
<b>5.5PLS/840/HYB/GX23</b>	57823	5.5	Cool White 4000K	80	520	95	120°

\* Suitable for use in totally enclosed fixtures

\*\* Suitable for damp locations. Not for use where directly exposed to weather or water

\*\*\* Full installation guide and more details available on website