

DESCRIPTION

Continental style lampholders. Available in white and black finishes. For use with Halo and Lazer by Halo track systems.

Catalog #	Type
Project	
Comments	
Prepared by	Date

SPECIFICATION FEATURES

A...Electrical Quick Lock Adapter

Polycarbonate casing. Attaches electrically and mechanically anywhere along the track. Visual polarity line assures proper grounding. Two position conductor allows use in single circuit and either circuit of two circuit track.

B...Yoke

Die formed steel yoke allows lampholder to rotate horizontally 338° and adjust ±90° vertically for maximum aiming adjustability.

C... Lampholder Housing

Deep drawn steel lamp shade attached to extruded aluminum socket housing.

D... Adjustment Locking Knob

Matching finish knob locks lampholder adjustment in place.

E... Adjustment Knob

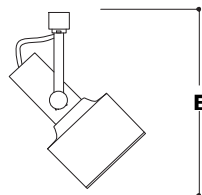
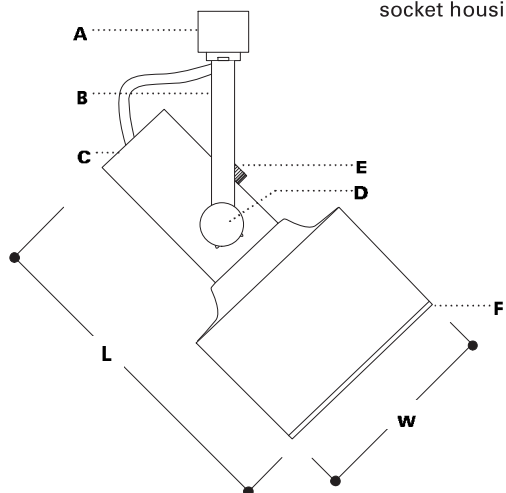
Knurled screw allows lamp socket to move 1" (25mm) for lamp position adjustment.

F... Baffle (L734 only)

Roll formed black steel baffle.

Listings

UL Listed and CSA certified for use with Halo and Lazer-by-Halo track and track systems



L704



L734

ORDERING INFORMATION SAMPLE NUMBER: L704P

Lampholders

L704
L734

Finishes

P=Satin White (L704)
P=Satin White with Black Baffle (L734)
MB=Matte Black with Black Baffle (L734)

Accessories

See Below

L704

300W R40, 150W PAR38

L =9 7/8" [251mm]

W=5 7/8" [149mm]

E=12 1/2" [317mm]

Accessories

L1964 Barn Doors

(allows use of L372 louver or L300 series color filters)

L201 Accessory Holder

(allows use of up to two L200 series color filters, or one filter and one L272 Louver or L275 cube cell louver)

L734

300W R40, 250W PAR38

L =10" [254mm]

W=5 7/8" [149mm]

E=12 5/8" [321mm]

Accessories

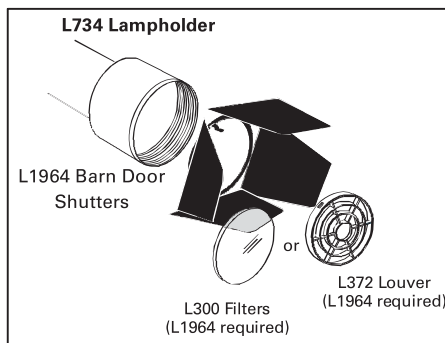
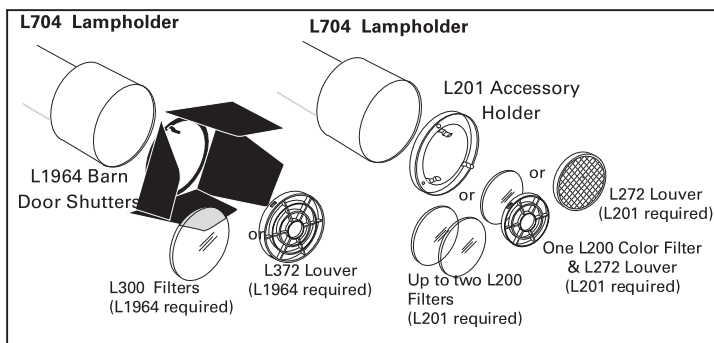
L1964 Barn Doors

(allows use of L372 louver or

L300 series color filters)

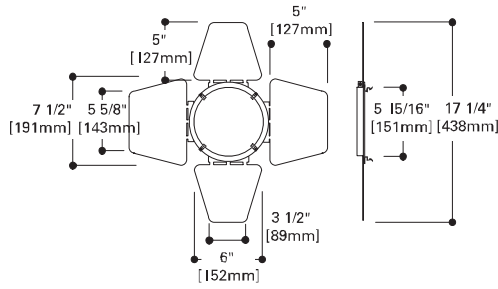
LINE VOLTAGE CONTINENTAL LAMPHOLDERS

Power-Trac



L1964MB Barn Door Shutters

Black finish Barn Door Shutters attach to outside of L704 and L734 lampholder. Built in accessory clips allow use of L300 series color filters or L372 Louver.

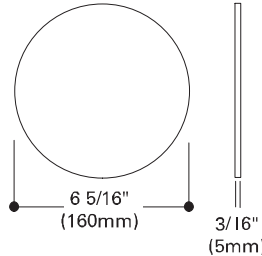


L1964 Barn Door Shutters

L300 Series Color Filters 6 5/16" (160mm)

For use with PAR36 Lampholders. Provides a soft or intense hue to accent a lighting installation. Can be used with L704 and L734 lampholders when L1964 Barn door shutters are used.

- L312=Warm Red Color Filter
- L314=Ultraviolet Filter
- L320=Daylight Blue Color Filter
- L330=Straw Color filter
- L331=Medium Amber Color Filter
- L341=Medium Green Color Filter



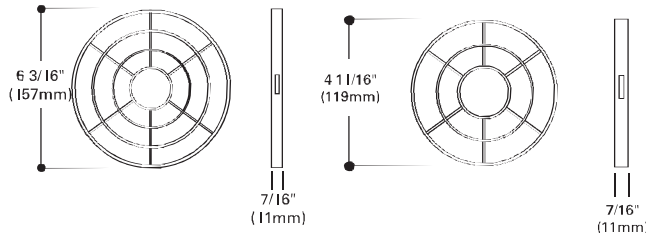
L300 Series Color Filters

L372 Louver

Can be used with L704 and L734 lampholders when L1964 Barn door shutters are used. 6 3/16" OD 9157mm). minimizes glare

L272 Louver

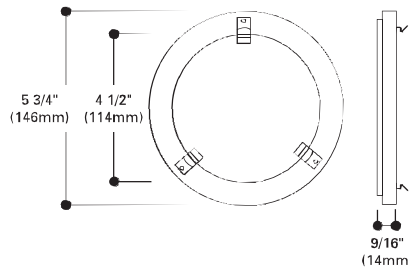
4 11/16" OD (119mm). minimizes glare.



Louvers

L201 Accessory Holder

For use with L704 Continental. Holds up to two L200 Series Color Filters or one filter and one L272 Louver or L275 Cube Cell Louver.

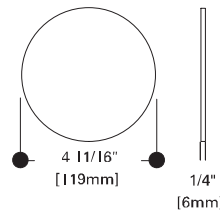


L201 Accessory Holder

L201 Color Filters

For use with PAR36 Lampholders. Provides a soft or intense hue to accent a lighting installation.

- L211=Medium Pink Color Filter
- L212=Warm Red Color Filter
- L214=Ultraviolet Filter
- L220=Daylight Blue Color Filter
- L221=Medium Blue Color Filter
- L231=Medium Amber Color Filter
- L241=Medium Green Color Filter



L200 Series Color Filters

Note: Specifications and Dimensions subject to change without notice.

Visit our web site at www.cooperlighting.com