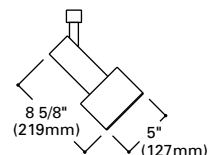
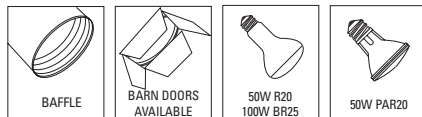


Max. Extension:
9 1/2" (241mm)

L732 Continental Cylinder with Baffle

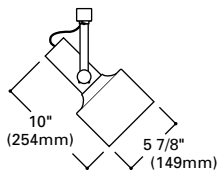
Finish: White (P), Black (MB)
Lamp: 50W R20, 50W PAR20, 100W BR25 (Halo Z10)
Accessories: L1962 Barn Doors



Max. Extension:
11 3/4" (298mm)

L733 Continental Cylinder with Baffle

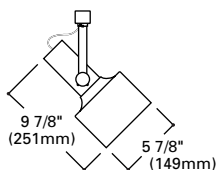

Finish: White (P), Black (MB)
Lamp: 65W BR30, 75W R30, 75W PAR30L, 100W BR25 (Halo Z10)
Accessories: L1963 Barn Doors



Max. Extension:
12 5/8" (321mm)

L734 Continental Cylinder with Baffle

Finish: White (P), Black (MB)
Lamp: 300W R40, 250W PAR38
Accessories: L1964 Barn Doors which allows the use of L300 Series color filters or L372 concentric ring louver


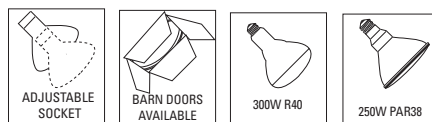


Max. Extension:
12 1/2" (318mm)

L704 Continental Cylinder

Finish: White (P), Black (MB)
Lamp: 300W R40, 150W PAR38
Accessories: • L1964 Barn Door which allows the use of L300 Series Color Filters or the L372 Concentric Ring Louver

- L201 Accessory Holder which allows the use of up to two L200 Series color Filters
- or
- One L200 Color filter with L272 concentric ring louver
- or
- L275 Cube Cell Louver



Lampholder/Track Compatibility

L732 L733 L734 L704	Halo Single and 2-Circuit L650, L651, L652, L653 L641, L642, L643 L611, L612, L613 L1631, L1632	Halo 4-Circuit L963 Converter required for use with Halo 4-Circuit: L621, L622, L623	Halo "LA" Architectural LA1L Converter required for use with Halo "LA" Linear Architectural Track: LA631, LA632, LA633	Lazer Track LZR102, LZR104, LZR106, LZR108
------------------------------	---	--	--	--