

LP3

SERIES

SPECIFICATION

GRADE

RECESSED

PARABOLIC

LUMINAIRE

application

- Specification grade, parabolic unit with superior detailing and finish, offers desirable alternatives to standard recessed lighting while reducing glare and increasing operating efficiency
- An ideal luminaire for offices, conference rooms and other commercial applications for the discriminating specifier
- Versatile low profile design reduces potential height restriction issues
- Available with multiple air functions
- Available in multiple sizes, numerous lamp/ballast combinations with various louver options

finish

- Prior to painting, all metal parts are treated with a multi-stage phosphate bonding process to ensure adhesion and inhibit rusting
- Painted with a lighting grade baked white enamel, having a reflectance factor exceeding 87% for premium quality and durability

construction

- The LP3 series is a premium, recessed parabolic unit with heavy-duty construction for stylish long-term use
- Features durable steel bodies, quality paint finishes and superior electrical components
- Available in both New York City code (20 ga.) and UL code (23 ga.) steel
- End plates have interlocking tabs and are securely attached by rivets
- Full-length wireway covers are die formed for durability and attach easily without the use of tools
- Wiring components are secured to the back housing, allowing the removal of the cover for easy maintenance without disturbing any wiring
- Ample knockouts are provided on back and ends for convenient installation
- A quick-access plate is furnished complete with two 7/8 in. knockouts and provisions for grounding
- Auxiliary fixture end suspension points provided
- All fixtures are U.L. listed and IBEW union made

electrical

- All electrical components are U.L. listed
- Ballasts are class P, thermally protected
- 120V high power factor, energy saving ballasts comply with Federal Energy Efficiency Standards and are standard on all 4 ft. units
- Numerous options are available, T8 electronic, bi-x or dimming; see ordering information on back

louver

- Constructed of non-corrosive semi-specular anodized aluminum to help reduce glare
- Nominal 3 in. deep louvers provide efficient light distribution and maximize light output in the 30-60 degree zone
- Retained in the fixture by two inconspicuous latches for easy removal when cleaning or re-lamping
- Latching and hinging is reversible; louver is removable without tools
- Matte black reveal conceals louver hardware and provides a floating effect; white reveal and textured finishes available
- Available in air handling, heat removal, static for standard and fineline grid ceilings
- Also available in white, gold or full specular silver in various cell configurations; consult factory for availability
- Also available with optional prismatic acrylic lens or small cell louvers - see ordering guide

ordering guide

NOTE: SOME ORDERING OPTIONS APPEAR ON PRODUCT LINE.
FOR OTHER OPTIONS, SEE LIST AT RIGHT.

SAMPLE ORDER NUMBER

LP3	2	32	22	E8	1	09				
SERIES	NO. LAMPS	WATTAGE	SIZE	BALLAST TYPE	VOLTAGE	LOUVER	OPTIONS 1	2	DIMENSIONS	LAMP TYPE

T-12 ORDERING GUIDE

LP3	1, 2	40	14	M2	1, 7	08			12" x 48"	F40T12
LP3	2, 3, 4	20	22	M2, MP	1, 7	09			24" x 24"	F20T12
LP3	2	40	22	M2	1, 7	09			24" x 24"	FB40T12/6
LP3	2, 3, 4	40	24	M2	1, 7	18			24" x 48"	F40T12

T-8 ORDERING GUIDE

LP3	1, 2	32	14	E8	1, 7	08			12" x 48"	F32T8
LP3	2, 3, 4	17	22	E8	1, 7	09			24" x 24"	F17T8
LP3	2, 3	31	22	E8	1, 7	09			24" x 24"	FB32T8 ^{1/5/8}
LP3	1, 2	32	22	E8	1, 7	09			24" x 24"	FB32T8/6
LP3	2, 3, 4	32	24	E8	1, 7	18			24" x 48"	F32T8

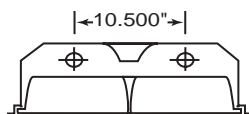
BIAX ORDERING GUIDE

LP3	2, 3, 4	40, 50, 55	22	EB	1, 7	09			24" x 24"	F40TT, F50TT, F55TT
LP3	4, 6, 8	40, 50, 55	24	EB	1, 7	18			24" x 48"	F40TT, F50TT, F55TT

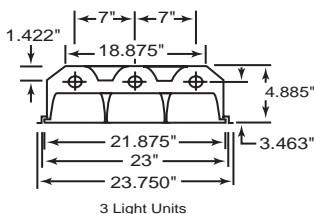
dimensional data

NOTE: SPECIFICATIONS AND DIMENSIONAL DATA ARE SUBJECT
TO CHANGE WITHOUT NOTICE.

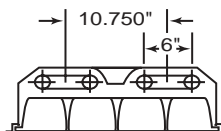
cross sections



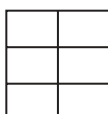
2 Light Units




3 Light Units



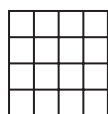
4 Light Units
& U Lamp Units



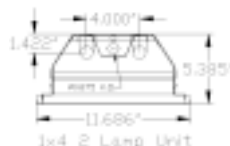
2x2 - 6 cell



2x2 - 9 cell



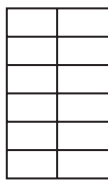
2x2 - 16 cell



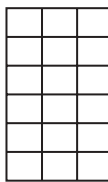
1x4 2 Lamp Unit




1x4 - 8 cell



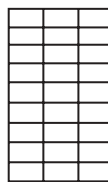
2x4 - 12 cell




2x4 - 18 cell



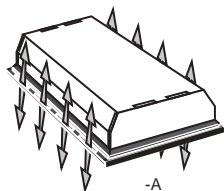
2x4 - 32 cell




2x4 - 27 cell



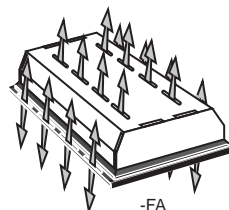
Static



-A
Air Handling



-H
Heat Removal



-FA
Full Air Function

Interior slots (H) provide efficient removal of heat and air. Side slots, (A) with adjustable vanes, provide air supply and return. Full Air (FA) function provides both heat dissipation and air supply for maximum efficiency. Static models do not have air function but do have matching appearances for aesthetic continuity.

Revised
2/03

LAMAR LIGHTING 485 Smith Street, Farmingdale, NY 11735 • Tel (631) 777-7700
Fax (631) 777-7705 • Outside NY (800) 724-7743 • www.lamarlighting.com

LP3

SERIES
SPECIFICATION GRADE
PARABOLIC LUMINAIRE

options

OPTIONS: INSERT APPROPRIATE CODE
FOR CUSTOMIZED ORDERING

BALLAST

M2 Magnetic T12
MP Magnetic HPF
E8 Electronic T8
EB Electronic biax
EDX Electronic Dimming Advance MX

VOLTAGE

1 120V
7 277V
U Universal 120 - 277V

GENERAL OPTIONS

NY 20G for NYC
EM Emergency pack, 1 lamp
90 min. up to 500 lu.
2C 2 Circuit
<10 Less than 10% THD ballast
LT Low temperature ballast
H Heat removal
A Air handling
FA Full air function
WR White reveal
F Clips for fineline ceiling

LENS & LOUVER OPTIONS

08 1X8 8-cell 1X4
09 3X3 9-cell 2X2
12 3X4 12-cell 2X2
12 2X6 12-cell 2X4
16 4X4 16-cell 2X2
18 3X6 18-cell 2X4
24 4X6 24-cell 2X4
27 3X9 27-cell 2X4
32 4X8 32-cell 2X4
78 6X13 78-cell 2X4
PA Prismatic acrylic
A1 .125" acrylic
DD Drop dish
S1 Silver .5"X.5" louver
S2 Silver 1.5"X1.5" louver
S4 Silver .75"X.75" louver

Full specular and white louvers are available
Consult Factory

accessories

RFLP Aluminum reflector, size and
number of lamps
TG Tubeguard + Length/Wattage
W 6 ft. 3-wire whip

LAMP OPTIONS

12 T8 741K
15 T8 735K
10 T8 730K
13 T8 841K
16 T8 835K
11 T8 830K

CW T12 cool white

photometric data

SEE SECTION "P"
FOR PHOTOMETRIC DATA

