

S

SERIES

PREMIUM

FLUORESCENT

1 OR 2

LAMP

STRIPS

application

- Narrow, low profile strip excellent for valences, showcases and height- restrictive applications
- Able to be surface, pendant or chain mounted individually or in continuous rows
- Available in multiple lengths with many optional lamp/ballast combinations

finish

- Prior to painting, all metal parts are treated with a multi-stage phosphate bonding process to ensure adhesion and inhibit rusting
- Painted with a lighting grade baked white enamel, having a reflectance factor exceeding 87% for premium quality and durability

construction

- The S series is a premium grade of fluorescent channel specifically designed for long-term, heavy-duty installation
- Features durable steel bodies, quality paint finishes and superior electrical components
- Die formed from cold rolled steel for strength and uniformity
- Available in both New York City code (20 ga.) and UL code (23 ga.) steel
- Wireway covers easily attach without the use of tools
- Ample knockouts are provided for convenient installation
- Wiring components are secured to the back housing, allowing the removal of the cover for easy maintenance without disturbing any wiring
- Numerous knockouts are provided for switch options, cord and plug options or convenience outlets
- All fixtures are U.L. listed and IBEW union made

electrical

- All electrical components are U.L. listed
- Ballasts are class P, thermally protected
- 120V normal power factor is standard on all units 3 ft. and smaller
- 120V high power factor, energy saving ballasts comply with Federal Energy Efficiency Standards and are standard on all 4 ft. units
- Numerous options are available: high power factor, T5 electronic or dimming; see ordering information on back

ordering guide

NOTE: SOME ORDERING OPTIONS APPEAR ON PRODUCT LINE. FOR OTHER OPTIONS, SEE LIST AT RIGHT.

SAMPLE ORDER NUMBER



SERIES NO. LAMPS WATTAGE TANDEM BALLAST TYPE VOLTAGE OPTIONS DIMENSIONS LAMP TYPE

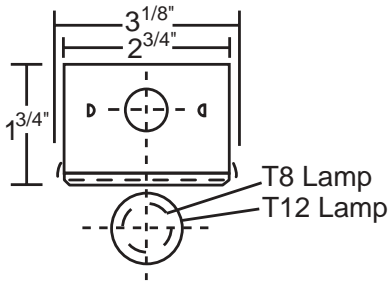
| T-12 ORDERING GUIDE | | | | | | | | |
|---------------------|------|----|---|--------|------|--|--------------|--------|
| S | 1 | 15 | | M2, MP | 1, 7 | | 3 1/8" x 18" | F15T12 |
| S | 1 | 20 | | M2, MP | 1, 7 | | 3 1/8" x 24" | F20T12 |
| S | 1 | 30 | | R2, M2 | 1, 7 | | 3 1/8" x 36" | F30T12 |
| S | 1 | 40 | | R2, M2 | 1, 7 | | 3 1/8" x 48" | F40T12 |
| S | 1 | 30 | T | M2 | 1, 7 | | 3 1/8" x 72" | F30T12 |
| S | 1 | 40 | T | M2 | 1, 7 | | 3 1/8" x 96" | F40T12 |
| T-8 ORDERING GUIDE | | | | | | | | |
| S | 1, 2 | 15 | | E8 | 1, 7 | | 3 1/8" x 18" | F15T8 |
| S | 1, 2 | 17 | | E8 | 1, 7 | | 3 1/8" x 24" | F17T8 |
| S | 1, 2 | 25 | | E8 | 1, 7 | | 3 1/8" x 36" | F25T8 |
| S | 1, 2 | 32 | | E8 | 1, 7 | | 3 1/8" x 48" | F32T8 |
| S | 1, 2 | 25 | T | E8 | 1, 7 | | 3 1/8" x 72" | F25T8 |
| S | 1, 2 | 32 | T | E8 | 1, 7 | | 3 1/8" x 96" | F32T8 |

Note: Tandem units contain double the amount of lamps shown CONSULT FACTORY FOR T5 LAMP OPTIONS

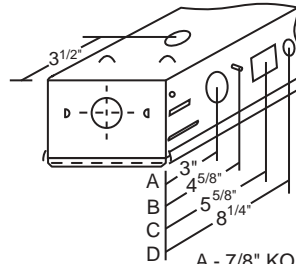
dimensional data

NOTE: SPECIFICATIONS AND DIMENSIONAL DATA ARE SUBJECT TO CHANGE WITHOUT NOTICE.

cross sections

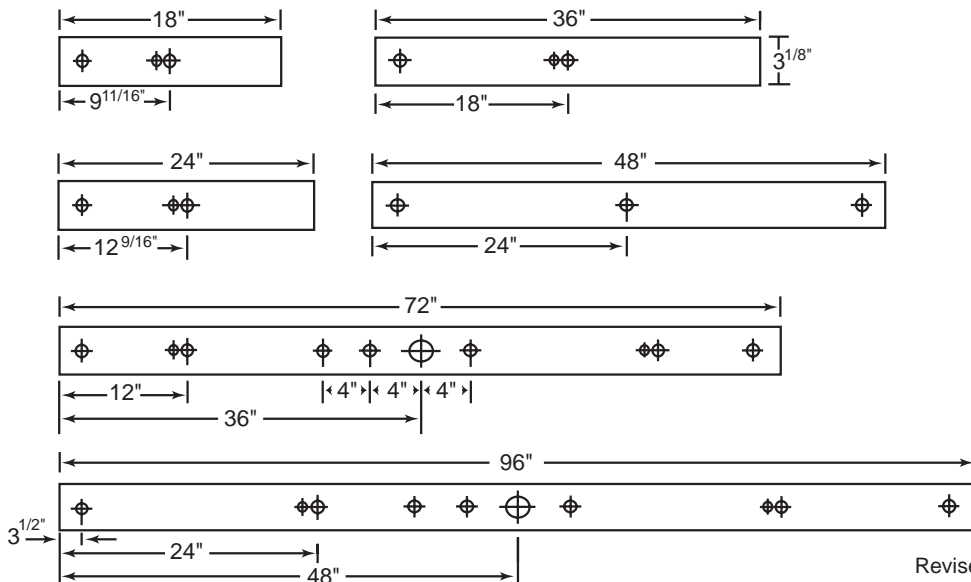


switch and convenience outlet locations



A - 7/8" KO (4 sides)
 B - K.O. for side chain mounting
 C - K.O. for convenience outlet
 D - K.O. for switch options

back knockout plans and lengths



Revised 9/05

Purchase from www.goodmart.com or 877-402-6100

S SERIES PREMIUM FLUORESCENT 1 OR 2 LAMP STRIPS

options

OPTIONS: INSERT APPROPRIATE CODE FOR CUSTOMIZED ORDERING

BALLAST

- M2 Magnetic T12
 - MP Magnetic HPF
 - R2 Residential T12
 - E8 Electronic T8
 - EB* Electronic biax
 - MB Magnetic biax
 - EDX Electronic Dimming Advance MX
 - <10 Less than 10% THD
- *Consult factory

VOLTAGE

- 1 120V
- 7 277V
- U Universal 120 - 277V

GENERAL OPTIONS

- NY 20G for NYC
- EM Emergency pack, 1 lamp
90 min. up to 500 lu.
- 2C 2 Circuit
- PS Push switch
- LT Low temperature ballast
- PC Pull chain
- TS Turn switch
- CO Grounded convenience outlet

Multiple cord options are available. Consult Factory

accessories

- SYM Symmetric reflector, baked white enamel
- ASY Asymmetric reflector, baked white enamel
- DIR Direct light reflector, baked white enamel
- RFS Aluminum reflector
- TG Tubeguard + Length/Wattage
- Canopy Standard white 5" dia., 1 1/2" deep with hardware
- Stem Stem + Length needed
- VH V-hanger for chain mounting
- WGS Wire guard

LAMP OPTIONS

- 12 T8 741K
- 15 T8 735K
- 10 T8 730K
- 13 T8 841K
- 16 T8 835K
- 11 T8 830K

