

Ceiling Cutout: 9 1/4" (235 mm) Dia.

Reflector Trim	Frame-In Kit	Lamp
8068CL Clear Iridescence Free Flangeless	8218LPU Electronic 4-pin	120V-277V (2) 18W Quad Tube
8068CLW Clear Iridescence Free White Flange	8218LPDU3 PowerSpec® Dimming 4-pin	120V-277V (2) 18W Quad Tube
8068CLP Clear Iridescence Free Polished Flange	8218LPM120 Magnetic 2-pin	120V (2) 18W Quad Tube
8068WH Matte White Flangeless	8218LPM277 Magnetic 2-pin	277V (2) 18W Quad Tube
8068WHW Matte White, White Flange and Cone	8226LPU Electronic 4-pin	120V-277V (2) 26W Quad Tube
8068 <input type="checkbox"/> Add suffix. See options for other finishes.	8226LPDU3 PowerSpec® Dimming	120V-277V (2) 26W Quad Tube
	8226LPJUM7 Advance Mark VII® Dimming	120V-277V (2) 26W Quad Tube
	8226LPM120 Magnetic 2-pin	120V (2) 26W Quad Tube
	8226LPM277 Magnetic 2-pin	277V (2) 26W Quad Tube

Features

- Reflector:** 16 ga. Alzak® aluminum, 50° visual cutoff to lamp and lamp image.
- Parabolic Louver:** 18 ga. prefinished reflector aluminum, 50° visual cutoff to lamp and lamp image. Snap-in, snap-out system allows easy louver removal for lamping. Louver / reflector / socket support can be rotated for horizontal up to 40° alignment.
- Mounting Frame:** Die-cast aluminum for dry or plaster ceilings.
- Socket Support:** Die-formed steel with venting to dissipate heat. Assures lamps maintain proper optical alignment to reflector. Can be rotated with reflector / louver for horizontal alignment. Pre-wired with No. 18 ga. AWM leads.
- Ballast:** Universal 120-277V, electronic, short circuit and end-of-lamp life protection, THD<10%, Class P, high power factor, No PCBs, FCC approved, quiet operation. Dimming Range for dimming ballasts: 0-10% for PowerSpec; 0-5% for Advance Mark VII®. For additional information, see "Ballast", DIM-LOL, and DIM-ADVANCE Specification Sheets.
- Mounting Brackets:** 16 ga. steel. Adjust from inside of fixture. Use 3/4" or 1 1/2" lathing channel, 1/2" EMT, or optional mounting bars.

Electrical

UL Listed for through branch circuit wiring with max of (8) No. 12 AWG, 90°C supply conductors.

Options and Accessories

Comfort Clear™ Finishes¹

- Clear **CCL**
- Diffuse **CCD**

¹Specify Desired Flange

- P**-polished, **W**-white
- Blank - Molded Trim Ring

Options and Accessories (continued)

- Emergency Add suffix **EM***
- Chicago Plenum Add suffix **LC**
- Emergency Ltg. Kit **FA EM2T (2 Pin)***
FA EM3E (4 Pin)*
FA EM4E (4 Pin)*

Fuse (Slow Blow) Add Suffix **F**

*See Spec. Sheets: FAEM

Mounting Bars & Accessories; see Specification Sheet MBA.

Sloped Ceiling Adapters; see Specification Sheet SCA.

Labels

UL listed for damp locations, I.B.E.W.

Alzak® is a registered trademark of ALCOA.

US Patent Pending.

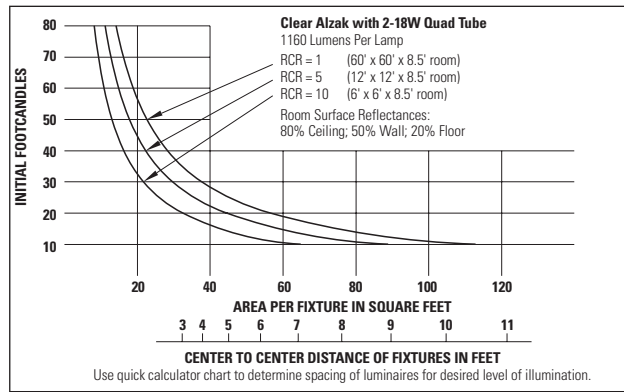
Job Information	Type:
Job Name:	
Cat. No.:	
Lamp(s):	
Notes:	

631 Airport Road, Fall River, MA 02720 • (508) 679-8131 • Fax (508) 674-4710

We reserve the right to change details of design, materials and finish.

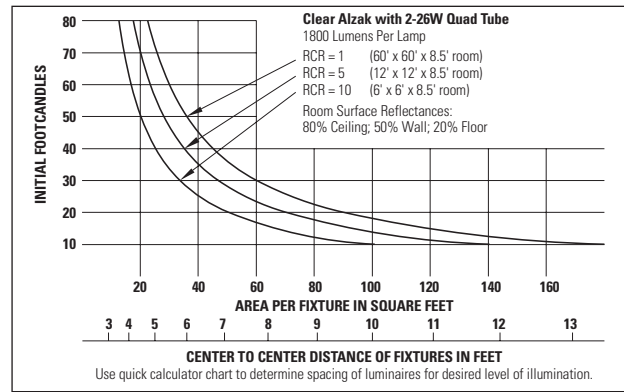
www.lightolier.com © 2008 Philips Group • C0708

18W

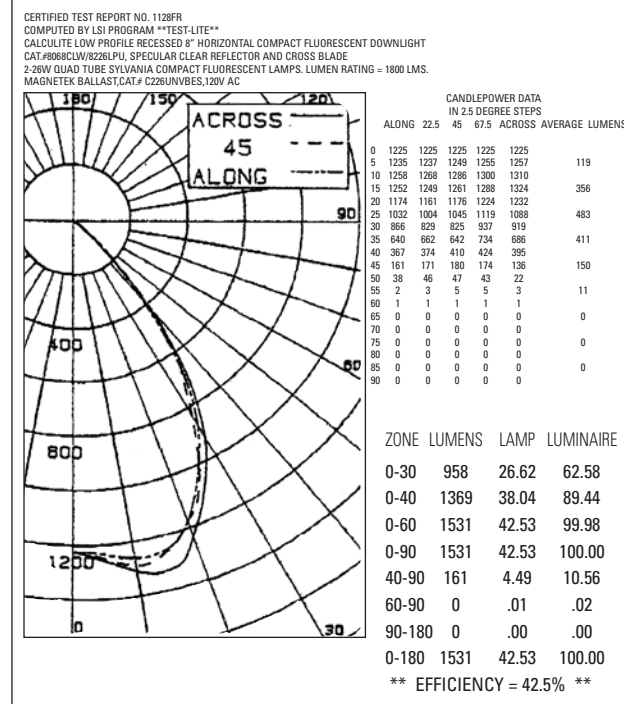
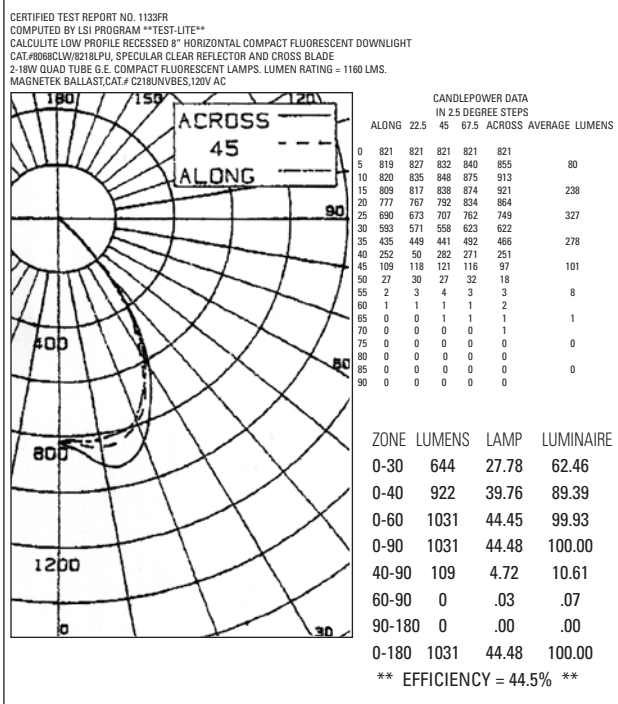


S.R.=1.1

26W



S.R.=1.1



COEFFICIENTS OF UTILIZATION ZONAL CAVITY METHOD
%EFFECTIVE FLOOR CAVITY REFLECTANCE = .20

ROOM CAVITY RATIO	80			70			50			30			10			0
	50	30	10	50	30	10	50	30	10	50	30	10	50	30	10	
1	.50	.49	.48	.49	.48	.47	.47	.46	.46	.45	.45	.44	.44	.43	.43	.42
2	.47	.45	.44	.46	.44	.43	.44	.43	.42	.43	.42	.41	.42	.41	.41	.40
3	.44	.42	.40	.43	.42	.40	.42	.41	.39	.41	.40	.39	.40	.39	.38	.38
4	.41	.39	.38	.41	.39	.37	.40	.38	.37	.39	.38	.36	.38	.37	.36	.35
5	.39	.36	.35	.38	.36	.35	.38	.36	.34	.37	.35	.34	.36	.35	.34	.33
6	.37	.34	.33	.36	.34	.32	.36	.34	.32	.35	.33	.32	.35	.33	.32	.31
7	.34	.32	.30	.34	.32	.30	.34	.31	.30	.33	.31	.30	.33	.31	.30	.29
8	.32	.30	.28	.32	.30	.28	.31	.29	.28	.31	.29	.28	.31	.29	.28	.27
9	.30	.28	.26	.30	.28	.26	.30	.27	.26	.29	.27	.26	.29	.27	.26	.25
10	.28	.26	.24	.28	.26	.24	.28	.25	.24	.27	.25	.24	.27	.25	.24	.23

DETERMINED IN ACCORDANCE WITH CURRENT IES PUBLISHED PROCEDURES

COEFFICIENTS OF UTILIZATION ZONAL CAVITY METHOD
%EFFECTIVE FLOOR CAVITY REFLECTANCE = .20

ROOM CAVITY RATIO	80			70			50			30			10			0
	50	30	10	50	30	10	50	30	10	50	30	10	50	30	10	
1	.47	.47	.46	.47	.46	.45	.45	.44	.44	.43	.43	.42	.42	.41	.41	.40
2	.45	.43	.42	.44	.43	.41	.43	.41	.40	.41	.40	.40	.40	.39	.39	.38
3	.42	.40	.39	.41	.40	.38	.40	.39	.38	.39	.38	.37	.38	.37	.37	.36
4	.40	.38	.36	.39	.37	.36	.38	.37	.35	.37	.36	.35	.37	.35	.34	.34
5	.37	.35	.33	.37	.35	.33	.36	.34	.33	.35	.34	.33	.35	.33	.32	.32
6	.35	.33	.31	.35	.33	.31	.34	.32	.31	.34	.32	.31	.33	.31	.30	.30
7	.33	.31	.29	.33	.30	.29	.32	.30	.29	.32	.30	.28	.31	.30	.28	.28
8	.31	.29	.27	.31	.28	.27	.30	.28	.27	.30	.28	.27	.29	.28	.26	.26
9	.29	.27	.25	.29	.26	.25	.28	.26	.25	.28	.26	.25	.28	.26	.24	.24
10	.27	.25	.23	.27	.25	.23	.27	.24	.23	.26	.24	.23	.26	.24	.23	.22

DETERMINED IN ACCORDANCE WITH CURRENT IES PUBLISHED PROCEDURES

Job Information Type:

631 Airport Road, Fall River, MA 02720 • (508) 679-8131 • Fax (508) 674-4710
We reserve the right to change details of design, materials and finish.
www.lightolier.com © 2008 Philips Group • C0708