

## FEATURES & SPECIFICATIONS

**INTENDED USE** — For applications that require medium to high light levels such as manufacturing, warehousing, storage, retail or task lighting. Ideal for mounting heights up to 25'. **Certain airborne contaminants can diminish the integrity of acrylic and/or polycarbonate.** [Click here for Acrylic-Polycarbonate Compatibility table for suitable uses.](#)

**Attributes:** Heavy-duty design for demanding industrial environments. Pressure-lock lampholders enclosed in snap-in turret housing. Available in 4' or 8' lengths. 6" lamp spacing of 2-lamp models, 3" lamp spacing on 3-lamp models. Solid top, 10% or 20% uplight reflectors available, painted after fabrication.

**CONSTRUCTION** — Die-embossed reflector constructed of heavy gauge cold-rolled steel.

**Finish:** Five-stage iron-phosphate pretreatment ensures superior paint adhesion and rust resistance. Finish is high-gloss baked white enamel.

**ELECTRICAL** — Thermally protected, resetting, Class P, HPF, UL listed, CSA Certified ballast is standard. Energy saving and electronic ballasts are sound rated A.

Fixture is suitable for damp locations. AWM, TFN or THHN wire used throughout, rated for required temperatures.

**INSTALLATION** — For surface or suspended mounting, unit or row installation.

**LISTINGS** — UL Listed for 25°C ambient temperatures. 120V, 277V and MVOLT are UL Listed and CSA Certified (standard). 347V is CSA Certified (see Options).

**WARRANTY** — 1-year limited warranty. Full warranty terms located at [www.acuitybrands.com/CustomerResources/Terms\\_and\\_conditions.aspx](http://www.acuitybrands.com/CustomerResources/Terms_and_conditions.aspx).

**Note:** Actual performance may differ as a result of end-user environment and application.

Specifications subject to change without notice.

Catalog Number
Notes
Type

### Heavy-Duty Turret Industrial

# AF



4' or 8' lengths  
1, 2, 3 or 4 lamps

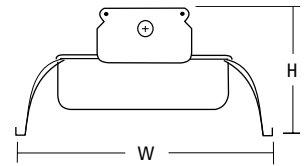
#### Specifications

Length: 49-13/16 (126.5) or 99-5/8 (253.0)

Width: 13-3/8 (34.0)

Height: 6-5/8 (16.8)

All dimensions are inches (centimeters) unless otherwise indicated.



### ORDERING INFORMATION

For shortest lead times, configure product using **bolded** options.

**Example:** AF 3 32 MVOLT GEB10IS

Series	Number of lamps	Lamp type	Voltage	Options
AFST Solid reflector	1	<b>32</b> 32W T8 (48")	<b>120</b>	<u>Shipped installed in fixture</u>
AF10 10% uplight apertured reflector	<b>2</b>	48 38W T12 slimline (48")	<b>277</b>	GEB Electronic ballast, <20% THD <sup>1</sup>
<b>AF</b> 20% uplight apertured reflector	<b>3</b>	96T8 59W T8 slimline (96")	347	<b>GEB10IS</b> T8 electronic ballast, ≤10% THD, instant start
	4	<u>HO lamps</u>	<b>MVOLT</b>	<b>GEB10RS</b> T8 electronic ballast, <10% THD, rapid start <sup>2</sup>
	Not included	48HO 60W T12 800MA (48")		GEB10PS Electronic ballast, ≤10% THD, programmed start
	48T8HO 60W T8 slimline (48")			EL5 Emergency battery pack (nominal 500 lumens), see Life Safety Section <sup>3</sup>
For tandem double-length unit, add prefix T.		96HO 110W T12 800mA (96")		GLR Internal fast-blow fusing (add X for external) <sup>3</sup>
Example: TAF10		96T8HO 86W T8 300mA (96")		GMF Internal slow-blow fusing (add X for external) <sup>3</sup>

PLF\_ Plug-in wiring, Specify 1, 2 or 3 branch circuits & hot wires (A = black, B = red, C = blue, AB or AC)

TILW Tandem in-line wiring <sup>2,3</sup>

CSA CSA Certified (347V only)

#### Accessories: Order as separate catalog number.

ACEP	Full-depth endplates (1 pair)
HRUN	Hooker™ T-bar hanger for 5" channel (flush to ceiling)
HRUN1	Hooker™ T-bar hanger for 5" channel (1-1/2" from ceiling)
SQ_	Swivel stem hanger (specify length in 2" increments)
1B	Ceiling spacer (1-1/2" to 2-1/2" from ceiling).
HC36	Chain hangers (1 pair, 36" long).
THUN	Tong hanger for 5" channel
WGAFPV	Wireguard, 4' white (order 2 for 8' fixtures)
DLAF ME	4' 30° x 30° metal eggcrate louver (order 2 for 8' fixtures)
DLAF A12	4' framed acrylic prismatic lens (order 2 for 8' fixtures)

#### Notes

- Available for 96 (T12) and 48HO (T12).
- Available for 96HO and 347V.
- Specify voltage.

**MOUNTING DATA**

For unit or row installation. Surface or stem mounting.<sup>1</sup>

UNIT INSTALLATION — Minimum of two hangers required.

ROW INSTALLATION — One hanger per fixture plus one per row required.

**DIMENSIONS**

A = 1/4 x 1/2 (64 x 13) Oval Hole

C = 7/8 (22) Dia. K.O.

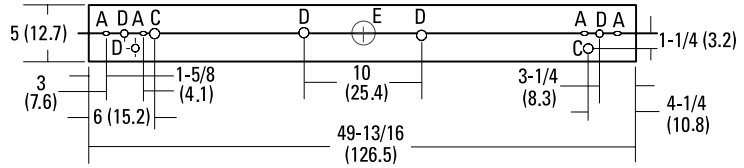
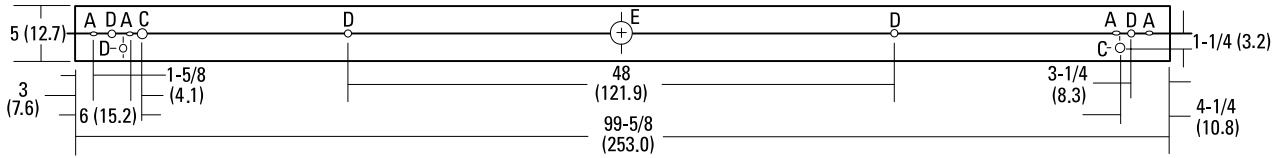
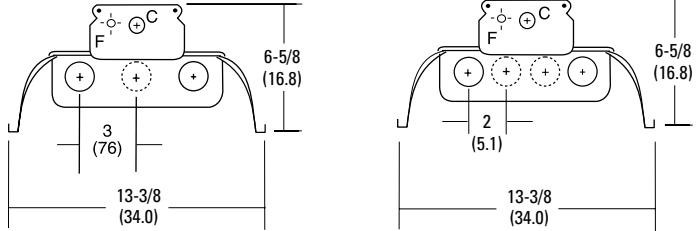
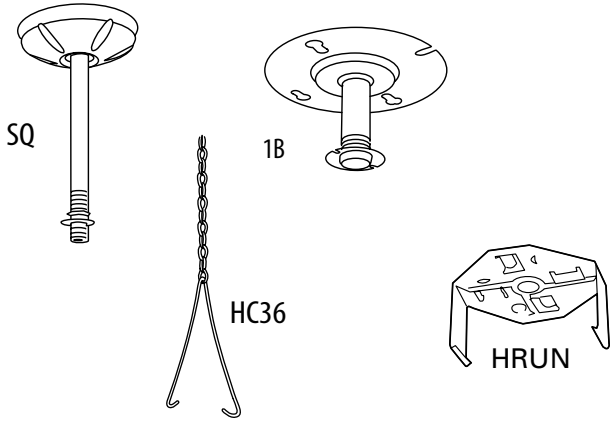
D = 11/16 (17) Dia. K.O.

E = 2 (51) Dia. K.O.

F = 7/16 (111) Dia. K.O.

All dimensions are inches (millimeters).

Specifications subject to change without notice.



Energy (Calculated in accordance with NEMA standard LE-5)					
LER.FW	ANNUAL ENERGY COST*	LAMP DESCRIPTION	LAMP LUMENS	BALLST FACTOR	WATTS
74	\$3.24	(2) F32T8	2800	.88	60

\*Calculated in accordance with NEMA Standards LE-5.

**PHOTOMETRICS**

Calculated using the zonal cavity method in accordance with IESNA LM41 procedure. Floor reflectances are 20%. Lamp configurations shown are typical. All data based on 25°C.

Full photometric data on these and other configurations available upon request.

**AF 2 32**

Report ITL 5711

S/MH 1.4

**Coefficient of Utilization**

Ceiling	80%			70%			50%		
	70%	50%	30%	70%	50%	30%	50%	30%	10%
1	94	90	86	90	86	83	79	76	74
2	86	79	73	82	75	70	69	65	61
3	78	69	62	74	66	60	61	56	52
4	72	61	54	68	59	52	54	48	44
5	65	54	46	62	52	44	48	41	37
10	43	31	24	41	30	23	28	22	18

**Zonal Lumens Summary**

Zone	Lumens	%Lamp	%Fixture
0-30	998	17.2	19.0
0-40	1677	28.9	31.9
0-60	3126	53.9	59.6
0-90	4074	70.2	77.6
90-180	1175	20.3	22.4
0-180	5249	90.5	100.0