

## FEATURES & SPECIFICATIONS

**INTENDED USE** — Suitable for use in (ISO 7 (Class 10,000) and ISO 8 (Class 100,000) cleanroom applications. Ideal for medical and cleanroom changing areas and surgical suites. **Certain airborne contaminants can diminish integrity of acrylic.** [Click here for Acrylic Environmental Compatibility table for suitable uses.](#)

**CONSTRUCTION** — Available for T-Bar ceilings of 1", 1-1/2" width, or with overlapping flange and swing-out hangers for use in dry or plaster ceilings. For ceiling systems 1-1/2" wide up to 2" in height, you must specify G10. For ceiling systems 2" wide and up to 2" in height, you must specify G20. For all non-standard ceiling systems consult factory for compatibility. Verify fixture/ceiling compatibility with factory.

Code gauge steel housing is completely sealed with silicone caulk to prevent passage of particles into or out of fixture. Extruded aluminum, mitered corner doorframe features neoprene gasketing between door and housing. Door frame is hinged and cam latched from either side for easy maintenance. Latches are sealed with die-cut gasketing and injection-molded cap.

Lenses available to meet a variety of needs. Lenses feature internal prisms to maintain a smooth, easy-to-clean outer surface.

Suitable for low-pressure hosedown (LPD) up to 100 psi (see Options).

Finish: All metal parts are finished with electrostatically deposited, thermally set, polyester powder coat after fabrication. Antimicrobial paint finish available. See options listed below.

**ELECTRICAL** — Thermally protected, resetting, Class P, HPF, non-PCB, UL listed, CSA certified ballast is standard. Energy saving and electronic ballasts are sound rated A. Standard combinations conform to UL 935. Tested in compliance with Federal Standard 209E by independent lab.

**LISTINGS** — UL listed (standard). CSA certified or NOM Certified (see Options). UL listed and labeled for wet locations in covered ceiling applications. Tested in compliance with the International organization for Standardization (ISO) Worldwide Contamination Classification. IP65 rated. UL listed for 25°C ambient temperatures.

**WARRANTY** — 1-year limited warranty. Complete warranty terms located at [www.acuitybrands.com/CustomerResources/Terms\\_and\\_conditions.aspx](http://www.acuitybrands.com/CustomerResources/Terms_and_conditions.aspx)

Actual performance may differ as a result of end-user environment and application.

Note: Specifications subject to change without notice.

Catalog Number
Notes
Type



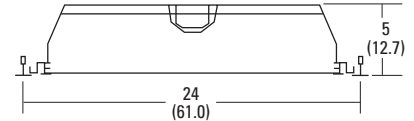
### Recessed Cleanroom Troffer

# SRT

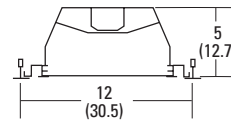


2' x 4'  
1' x 4'  
1, 2, 3, 4 or 6 Lamps

	2x4	1x4
Length:	48 (121.9)	48 (121.9)
Width:	24 (61.0)	12 (30.5)
Depth:	5 (12.7)	5 (12.7)



All dimensions are shown in inches (centimeters) unless otherwise specified.



#### ORDERING INFORMATION

For shortest lead times, configure product using **standard options (shown in bold)**.

**Example: 2SRT G 4 32 FW A12125V MVOLT GEB10IS**

2SRT	G	3	28T5	FW	A12125V	MVOLT
Series	Trim	Number of lamps	Lamp type	Door	Lens	Voltage
<b>2SRT</b> Cleanroom troffer 2x4	<b>G</b> Grid, 1-1/2" wide tee	1	<b>28T5</b> 28W T5 (46") <sup>2</sup>	<b>FW</b> Aluminum inset, white	<b>A12125V</b> #12 pattern acrylic .125" thick, inverted	120
<b>SRT</b> Cleanroom troffer 1x4	G10 Grid, 1-1/2" wide x2" tall <sup>1</sup>	2	<b>32</b> 32W T8 (48")	FN Aluminum inset, natural	A12156V #12 pattern acrylic .156" thick, inverted	277
For CF lamps in tandem, add prefix T. Example: <b>T2SRT 2 CF40</b> (total 4 lamps)	G20 Grid, 2" wide tee (2x4 only) <sup>1</sup>	<b>3</b>	54T5HO 54W T5HO (48") <sup>2</sup>		PCL12125V #12 pattern polycarbonate .125" thick, inverted	347
	<b>F</b> Overlapping flange	4			SYA PSI symmetric/asymmetric acrylic .200" thick	<b>MVOLT<sup>4</sup></b>
		6			SYAR PSI symmetric/asymmetric acrylic with radio filter grid .200" thick <sup>2</sup>	
		Not included			T73V #73 pattern, tempered glass .190" thick, inverted	
					ARF12 #12 pattern with 3/8" radio frequency shielding grid .126" thick <sup>9</sup>	
<b>GEB10PS</b>			<b>LG LPD</b>			
<b>Ballast</b>			<b>Options</b>			
<b>GEB10IS</b> Electronic ballast(s) ≤10% THD, instant start			Shipped installed in fixture	CRE Flanged trim for continuous-row mounting (end)		
<b>GEB10PS</b> Electronic ballast(s) ≤10% THD, program rapid start			<b>ELDW</b> Emergency battery pack (nominal 300 lumens) <sup>2</sup>	CRM Flanged trim for continuous-row mounting (middle)		
			GLR Internal fast-blow fuse <sup>6</sup>	LATC Tee-bar clips, screw-down		
			GMF Internal slow-blow fuse <sup>6</sup>	<b>LPD</b> Suitable for low-pressure hosedown, up to 100 psi <sup>8</sup>		
			RIF1 Radio interference filter (one per fixture) <sup>7</sup>	CSA CSA Certified		
			<b>LG</b> Lens and frame gasketing, neoprene	NOM NOM Certified		
			ABC Triple gasketing, neoprene	BDP In-fixture ballast disconnect plug		
			DWAM Antimicrobial white powder paint	FPA Suitable for food-processing areas; meets USDA and FDA requirements <sup>10</sup>		

#### Notes

- For use with any non-standard or Armstrong grid. Consult factory for availability and compatibility.
- Maximum number of lamps is four.
- Lens gasketing not available for this lens type.
- Electronic ballast 120-277V only.
- Specify voltage; 120 or 277 only.

<sup>6</sup> Not available with MVOLT.

<sup>7</sup> For one filter per ballast, specify RIF2.

<sup>8</sup> Requires minimum .125" thick lens.

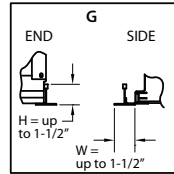
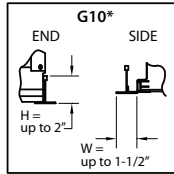
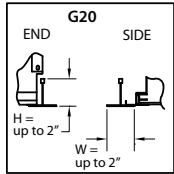
<sup>9</sup> Ground clip assembly has 6" - 8" wire lead with ring terminal. Installer to attach ring terminal to housing. Installer is responsible for ground clip attachment and appearance after installation.

<sup>10</sup> Must specify LPD and additional gasketing (i.e. LG)

# SRT 2x4 & 1x4 Recessed Cleanroom Troffers

## MOUNTING DATA

Ceiling Type	Appropriate Trim Type
Exposed grid, 1-1/2" wide tee, up to 1-1/2" tall	G
Exposed grid, 1-1/2" wide tee, up to 2" tall	G10
Exposed grid, 2" tee, up to 2" tall	G20
Acoustical tile, plaster or plasterboard on rigid support parallel to lamps	F



H = Height of tee grid

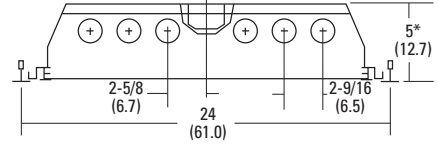
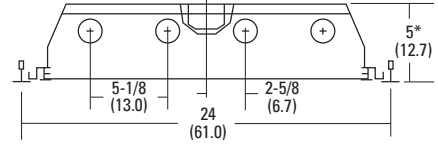
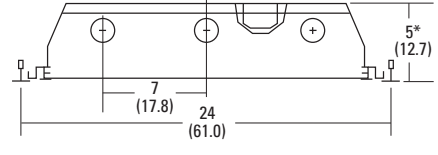
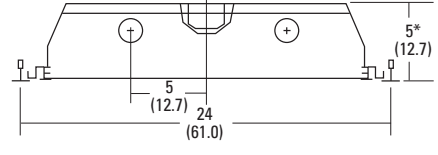
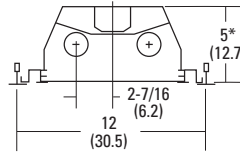
W = Width of tee grid

\*For any other dimension not shown, consult factory for compatibility.

Grid	2x4	1x4	Flange	2x4	1x4
Length:	48 (121.9)	48 (121.9)	Length:	49-3/16 (126.5)	49-3/16 (126.5)
Width:	24 (61.0)	12 (30.5)	Width:	25-5/16 (64.3)	13-5/16 (33.8)
Depth:	5 (12.7)	5 (12.7)	Depth:	5-7/8 (14.6)	5-7/8 (14.6)
Weight:	28 lbs. (12.7)	24 lbs. (11kg)	Weight:	30 lbs. (13.6)	25.5 lbs. (11.6kg)

Recommended Rough-in Dimensions for F Trim				
Size	Ceiling Opening (+ 1/4-0)			Span
	Width	Length	Height Adj.	
2x4	24-1/4"	48-1/4"	1-1/2" — 3-3/4"	23-1/2" — 26"
1x4	12-1/4"	48-1/4"	1-1/2" — 3-3/4"	10-1/2" — 14"

## DIMENSIONS



\* Flange fixture height is 5-7/8 (14.9).

## PHOTOMETRICS

Calculated using the zonal cavity method in accordance with IESNA LM41 procedures. Floor reflectances are 20%. Lamp configurations shown are typical. Full data on these and other configurations available upon request.

### 2SRT G 4 32 FW A12125V

Report: LTL9127

LUMENS PER LAMP: 2850

Luminaire Efficiency: 74.9%

### 2SRT G 3 32 FW A12125V

Report: LTL9138

LUMENS PER LAMP: 2850

Luminaire Efficiency: 77.1%

#### Coefficients of Utilization

pc	pw	Coefficients of Utilization							
		80%		50%		30%		20%	
		70%	50%	30%	10%	50%	30%	10%	50%
0	89	89	89	83	83	83	80	80	80
1	82	78	75	73	71	69	71	69	67
2	74	68	63	64	61	57	62	59	56
3	68	60	54	57	52	48	55	51	47
4	62	53	47	51	45	41	49	44	41
5	57	48	41	45	40	36	44	39	35
6	53	43	36	41	35	31	40	35	31
7	49	39	33	37	32	28	36	31	28
8	46	36	29	34	29	25	33	28	25
9	43	33	27	32	26	22	31	26	22
10	40	30	24	29	24	20	28	24	20

#### Coefficients of Utilization

pc	pw	Coefficients of Utilization							
		80%		50%		30%		20%	
		70%	50%	30%	10%	50%	30%	10%	50%
0	92	92	92	86	86	86	82	82	82
1	84	80	77	75	73	71	72	70	69
2	76	70	65	66	62	58	63	60	57
3	70	62	55	58	53	49	56	52	48
4	64	55	48	52	46	42	50	45	41
5	59	49	42	46	41	36	45	40	36
6	54	44	37	42	36	32	41	35	32
7	50	40	33	38	32	28	37	32	28
8	47	36	30	35	29	25	34	29	25
9	44	33	27	32	27	23	31	26	23
10	41	31	25	30	24	21	29	24	21

#### Zonal Lumen Summary

Zone	Lumens	% Lamp	% Fixture
0° - 30°	2463	21.6	28.8
0° - 40°	3990	35.0	46.7
0° - 60°	6886	60.4	80.6
0° - 90°	8543	74.9	100.0
90° - 180°	0	0.0	0.0
0° - 180°	8543	74.9	100.0

#### Zonal Lumen Summary

Zone	Lumens	% Lamp	% Fixture
0° - 30°	1860	21.8	28.2
0° - 40°	3029	35.4	45.9
0° - 60°	5275	61.7	80.0
0° - 90°	6592	77.1	100.0
90° - 180°	0	0.0	0.0
0° - 180°	6592	77.1	100.0