

LUNERA SUSAN LAMP

LED Replacement for Metal Halide Lamps
400W - 250W - 175W (magnetic ballasts only)



Description

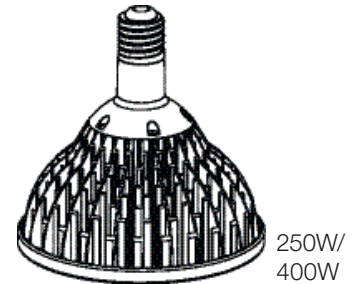
The Susan Lamp brings the beauty and intelligence of LED light to your hard working metal halide fixtures. With ultra-low energy draw and a 50,000+ hour lifetime, you'll enjoy big savings for a very long time. Susan Lamp Pro and Junior lines are available to replace 400W, 250W, and 175W metal halides. The Susan Pro line delivers equivalent mean light levels as the metal halides they replace, at a fraction of the lifetime cost. The Junior line offers even bigger savings in spaces where lower light levels are preferred

BallastLED™ technology allows you to leverage existing fixtures and ballasts with no conversion expense. Just screw the lamp into your existing metal halide fixture, no need to bypass the ballast.

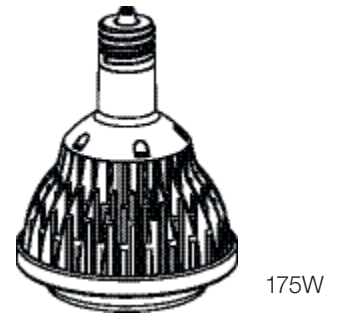
The Susan Lamp's L85 life is 50,000 hours – 5 times longer than even the L65 rated life for metal halide lamps. That saves you at least 4 replacement cycles on top of the extreme 50%-90% energy savings.

The full spectrum LED technology of the Susan Lamp has a CRI of 70+, which outshines metal halide lamps. And the Susan Lamp provides steady light levels across its long life, so you can reliably optimize space lighting as desired and consistently over time.

Enjoy beautiful instant-on lighting that plays well with smart sensor controls.



250W/
400W



175W

Features

- Replaces 400W, 250W, or 175W metal halide lamps
- Plug and Play installation
- Ultra-low energy draw
- Up to 15,136 lumens delivered light output
- From 15.9W to 166.5W lamp power, yields 50%-90% energy savings
- 70+ CRI
- CCT 4,000K

Qualifications



Ordering Information

Example: SN-VP-E39-400W-4000-G1

Series	Version	Socket Type	Lamp Wattage Replaced	CCT	Generation
SN Susan Lamp	VP Vertical-Pro VJ Vertical -Junior	E39 Fits in mogul (E39) base MH socket	400W: 400W 250W: 250W 175W: 175W	4000 4000 Kelvin	G1 1st Generation

PROJECT	CONTACT	MODEL NO.
REFERENCE NO.	QUANTITY	DATE

Pro Line Product Specifications

	400 Pro	250 Pro	175 Pro
Illumination			
Color Temperatures	4000K	4000K	4000K
Lumens	15,136 lm	10,245 lm	4,257 lm
Color Consistency	Lunera TruColor™ Proprietary Process	Lunera TruColor™ Proprietary Process	Lunera TruColor™ Proprietary Process
Lumen Maintenance (L85)	50,000+ hours life	50,000+ hours life	50,000+ hours life
Electrical System			
Input Voltage	Driven by MH Ballast	Driven by MH Ballast	Driven by MH Ballast
Power Consumption	166.5W	90W	39.8W
Lamp Wattage Replaced	400W	250W	175W
Physical			
Dimensions (H x W)	9.411" x 8.266"	9.411" x 8.266"	8" x 8" x 4"
Weight	3.75 lbs	3.75 lbs	2.5 lbs
Housing and Finish	Painted	Painted	Painted
Heat Sink Size	8"	8"	6"
Environment			
Max Ambient Temperature	125°F 100°F in lensed fixtures	125°F	100°F
Installation			
Spacing Criteria	Fixture dependent	Fixture dependent	Fixture dependent
Socket Type	Fits in mogul base (E39 & EX39) MH socket	Fits in mogul base (E39 & EX39) MH socket	Fits in mogul base (E39 & EX39) MH socket
Certifications & Qualifications			
UL Listed	Pending	Pending	Pending
RoHS Compliant	Yes, contains no lead or mercury	Yes, contains no lead or mercury	Yes, contains no lead or mercury
Warranty			
Warranty	3 years	3 years	3 years

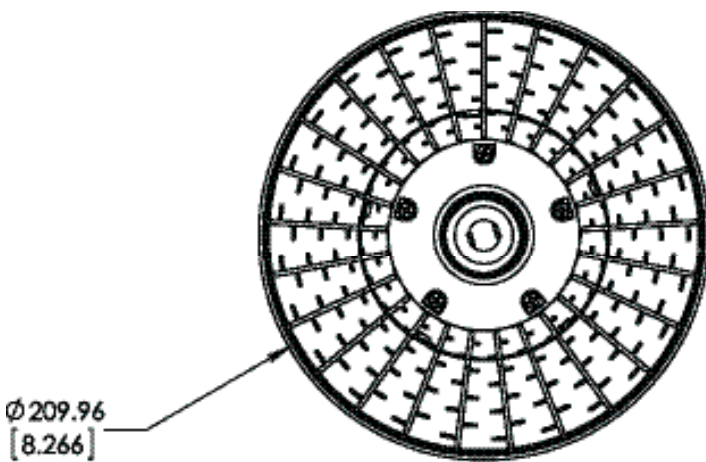
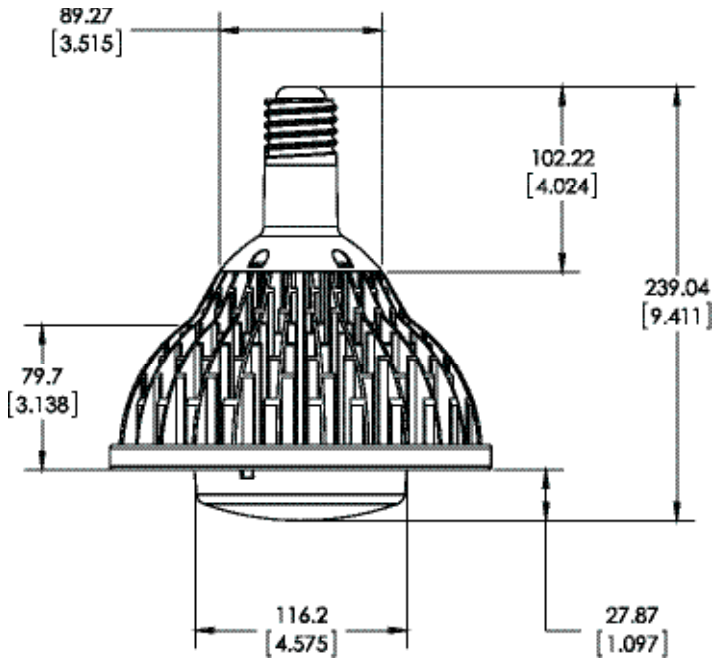
Junior Line Product Specifications

	400W	250W	175W
Illumination			
Color Temperatures	4000K	4000K	4000K
Lumens	9,560 lm	5,216 lm	1,703 lm
Color Consistency	Lunera TruColor™ Proprietary Process	Lunera TruColor™ Proprietary Process	Lunera TruColor™ Proprietary Process
Lumen Maintenance (L85)	50,000+ hours life	50,000+ hours life	50,000+ hours life
Electrical System			
Input Voltage	Driven by MH Ballast	Driven by MH Ballast	Driven by MH Ballast
Power Consumption	102W	53W	15.9W
Lamp Wattage Replaced	400W	250W	175W
Physical			
Dimensions (H x W)	9.411" x 8.266"	9.411" x 8.266"	8.572" x 6.125"
Weight	3.75 lbs	3.75 lbs	2.5 lbs
Housing and Finish	Painted	Painted	Painted
Heat Sink Size	8"	8"	6"
Environment			
Max Ambient Temperature	125°F 100°F in lensed fixtures	125°F	125°F
Installation			
Spacing Criteria	Fixture dependent	Fixture dependent	Fixture dependent
Socket Type	Fits in mogul base (E39 & EX39) MH socket	Fits in mogul base (E39 & EX39) MH socket	Fits in mogul base (E39 & EX39) MH socket
Certifications & Qualifications			
UL Listed	Pending	Pending	Pending
RoHS Compliant	Yes, contains no lead or mercury	Yes, contains no lead or mercury	Yes, contains no lead or mercury
Warranty			
Warranty	3 years	3 years	3 years

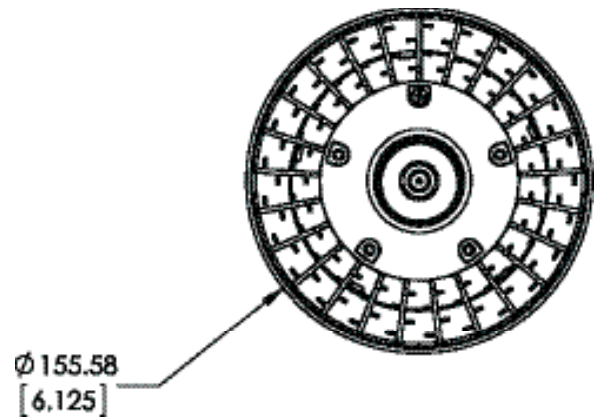
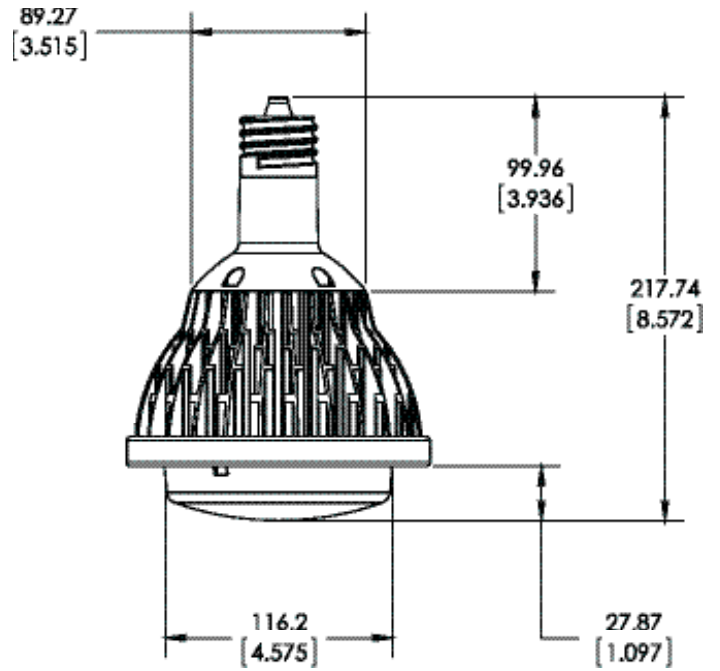
Product Dimensions

Measurements are rounded up. Dimensions are shown in mm and [inches]. Please contact your Lunera representative for exact dimensions.

400W/270W



175W



© 2014 Lunera Lighting, Inc. All Rights Reserved. Lunera and the Lunera logo are registered trademarks; Lunera TruColor is trademark of Lunera Lighting, Inc. All other trademarks are the property of their respective owners.

Specifications are subject to change without notice. This document is for informational purposes only.