








Shown actual size: Glyder® slide-to-off dimmer and 1-gang Fassada® wallplate in white (WH)

available models

source type

-  incandescent/halogen lighting
-  magnetic low-voltage lighting
-  fully variable fan control

control locations

-  single pole (one location)
-  3-way (two locations)

available colors (see page 12 for color swatches)

colors (gloss finish)

- WH** white
- IV** ivory

Glyder® dimmers

product family features

- slide adjusts light to your desired level
- coordinating Fassada® wallplates available separately (including matte, gloss, and stainless steel finishes)

Questions on installation or selection?
Call Lutron® 24 hours/7 days a week at
1.800.523.9466 or visit www.lutron.com

dimmers with on/off switch



- button turns on/off
- slide up to brighten, down to dim

incandescent/halogen

single pole	600 W	GL-600P-	
single pole	1000 W	GL-10P-	
3-way	600 W	GL-603P-	
3-way	1000 W	GL-103P-	

slide-to-off dimmers



- slide up to on/brighten, down to dim/off

incandescent/halogen

single pole	600 W	GL-600-	
single pole	1000 W	GL-1000-	

magnetic low-voltage

single pole	600 VA (450 W)	GLV-600-	
-------------	-------------------	-----------------	--

Suggested maximum lighting load for magnetic low-voltage dimming is 450 W for 600 VA products to allow for transformer losses.

slide-to-off fan control



- slide up to on/increase speed, down to decrease/off
- for use with multiple ceiling paddle fans or exhaust fans

fully variable control

single pole fan control	5 A	GFS-5E-	
-------------------------	-----	----------------	--

replacement knobs



- slide-to-off knobs
- preset knobs

knobs

slide-to-off	GK-	
preset	GKP-	

See page 99 for available colors.

To order, add color suffix to model number.

Example: **GL-600P- WH**