

MARK® ARCHITECTURAL LIGHTING



The **Nol** Series

With its distinctive and elegant styling, unique design elements, and high efficiency, the Nol series is ideal for a wide range of environments.

A compact form, center reveal, decorative accents and multiple lensing options all contribute to Nol's aesthetic appeal, while efficiencies as high as 88%, shallow plenum depth and a quick-release ballast/lamp chamber are among its practical benefits. Nol's patent-pending install-from-below option virtually eliminates the need for space above the grid during installation.

Type:

Project:

Catalog Number:

DO NOT TYPE HERE. Autopopulated field.

Specification Features

Housing

Fabricated from 20-gauge, cold-rolled steel.

Finish

High-reflectance matte white.

Shielding

Contoured acrylic lens diffusion system; available in clear, clear with overlay, clear frost and white frost; squared and rounded profiles.

Lamps

(1), (2) or (3) T5 or T5HO in cross section. All lamps provided by others.

Ballast

Thermally protected Class P energy-saving electronic ballast.

Mounting

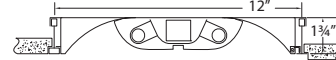
Accommodates 9/16" slot grid, 15/16" inverted tee, or 9/16" inverted tee. Room-side access. Install-from-below option available.

Certification

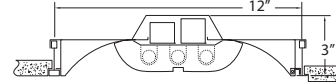
cULus Listed, IBEW (Local 3) Union-made in the USA.

Technical Drawings

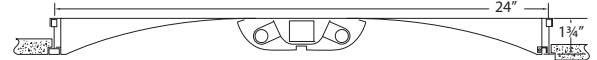
Nol 2 T5 1'x4' - round lens



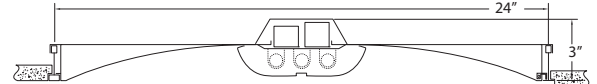
Nol 1,2 or 3 T5 1'x4' - round lens



Nol 2 T5 2'x2' or 2'x4' - round lens



Nol 1,2 or 3 T5 2'x2' or 2'x4' - round lens



Additional drawings and Install from Below details on page 2

Ordering

Example: NOL 22 G9 2 T5 GEB10IS 120 RWF

Series	Size	Ceiling type	No. of lamps	Lamp type	Ballast	Voltage	Shielding	Options				
NOL Nol	14 1' x 4'	G9 9/16" wide inverted tee	1 ¹	T5	GEB10IS Standard instant start	120	RCL Rounded clear	EL5 ¹ Iota ISL28, 450 lumens (14W T5 & 24W T5HO)	RED Red insert			
	22 2' x 2'		2									
	24 2' x 4'	3 ²	GEB10RS Programmed rapid start	277						RCO Rounded clear with overlay	EL8 ³ Iota ISL54, 800 lumens (28/54W T5/T5HO)	BLUE Blue insert
			GEB10DIM Dimming (specify)	347 ²						RCF Rounded clear frost	EL14 ^{1,3} Iota ISL540, 1300 lumens (54W T5HO only)	GREEN Green insert
		G15 15/16" wide inverted tee		DMHL3D Lutron Hi-lume® 3D		RWF Rounded white frost	Z Install from below	CP Chicago plenum				
		DF 9/16" slot grid		ECO10 Lutron Eco-10®		SCF Squared clear frost	LP830 830 lamps installed	AR ⁴ Air return				
				ECOS Lutron Eco System®		SWF Squared white frost	LP835 835 lamps installed	WH6 6' prewired whip				
				S5 SIMPLY5			LP841 841 lamps installed					
							RP Round perforated insert					
							SP Square perforated insert					
							OP Oblong perforated insert					

Notes

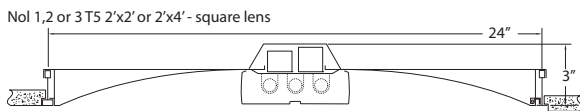
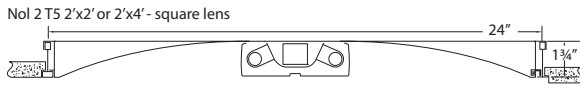
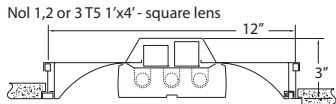
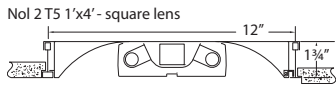
- Increases fixture depth to 3".
- Consult factory for lamp and ballast compatibility.
- EL14 will be a remote ballast assembly.
- AR option not available with Z option.

MARK ARCHITECTURAL LIGHTING

The **Nol** Series

Technical Drawings

(Continued from page 1)



Installation

Install from below option

