

# MARK® ARCHITECTURAL LIGHTING



## The SP Series

The shallow profile of SP makes it the perfect perimeter selection where minimal ceiling penetration is desired. It is available in semi-recessed or fully recessed versions with fluorescent or LED light sources.

Housing and vertical fascias are extruded aluminum, and the extruded matte white acrylic lens snaps into the housing. SP is available in 8-, 6-, 4-, 3- and 2-foot sections. A 6-inch staggering of T5, T5HO or T8 lamps is standard. Corners are available; please consult factory.

Type:

Project:

Catalog Number:

DO NOT TYPE HERE. Autopopulated field.

## Specification Features

### Housing

Housing and vertical fascias are extruded aluminum. Internal wiring trays are 20-gauge, cold-rolled steel.

### Housing Finish

Matte white.

### Shielding

Extruded matte white acrylic lens snaps into housing.

### Lamps

Standard 6" stagger, (1) or (2) T5 or T5HO or (1) T8 (in cross section). Lamps provided by others.

### Ballast

Thermally protected Class P energy-saving electronic ballast.

### Mounting

Recessed perimeter wall wash in 8', 6', 4', 3' and 2' sections.

### Corners

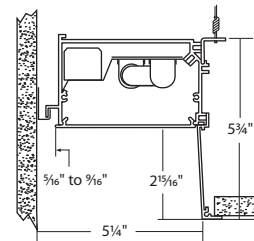
90-degree inside or outside corners.

### Certification

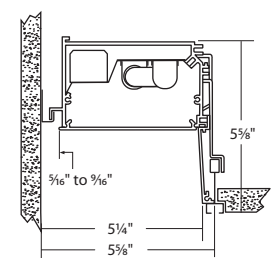
cULus Listed, IBEW (Local 3) Union-made in the USA.

## Technical Drawings

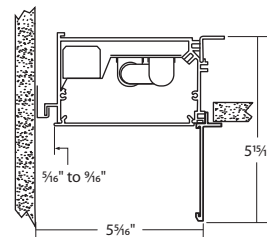
SPR FL



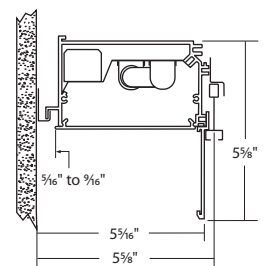
SPR G9



SPS FL



SPS G9



## Ordering

Example: SPR 18FT G9 2T5 EBIS 120 SW

Series	Length <sup>1</sup>	Ceiling Type	No. of lamps/Lamp type	Ballast	Voltage	Lens	Options
SPR Fully recessed SP	__ft. Provide wall-to-wall dimensions	G9 9/16" wide inverted tee	Number of lamps Lamp type	EBPR Program rapid start (standard)	120	SW Soft-white acrylic	EMPK Emergency battery pack
SPS Semi-recessed SP		FL 5/8" flange (sheetrock)	1 T5S 2 <sup>2</sup> T5HOS T8S	EBIS Instant start	277		CP Chicago plenum
				EDB Dimming (specify)	347 <sup>3</sup>		
				EDHL Lutron Hi-Lume® dimming			
				EDE10 Lutron Eco-10® dimming			
				EDES Lutron Eco System®			

### Notes

- 1 Provide field dimensions when placing order. For patterns, clearly indicate inside or outside corners. Upon request, factory will prepare installation drawings for approval.
- 2 T5 and T5HO only.
- 3 Consult factory for lamp and ballast compatibility.