



MM-C, MM-P SERIES


Linear T8 1, 2, or 3-Lamp Fluorescent Wide Channel Luminaire

Fixture Type: _____

Job Information: _____

SPECIFICATIONS:

- General-purpose 4.25" wide linear T8 fluorescent open lamp luminaires offering lamping choices, mounting methods, and directional reflectors. Optional NYC code 20GA housings.
- Use for all commercial, industrial, retail and residential general area lighting applications. Also specified for direct or indirect cove and valence lighting in combination with all types of architectural details.
- One, two, or three-lamp cross sections, T8 linear fluorescent.
- Length/Lamps: 2FT/17W-T8; 3FT/25W-T8; 4FT/32W-T8; 5FT/40W-T8; 6FT/25W-T8 Tandem; 8FT/32W-T8 Tandem.
- Ballasts: Full electronic instant start, normal light output, high power factor, THD less than 20%. Up to 4-lamps per ballast is standard. Optional performances: rapid start circuit, high light output, low-watt, THD less than 10%. Lutron or Advance dimming ballasts as specified. Not all optional ballasts available for every lamp type. Dedicated voltages are 120V-60HZ or 277V-60HZ. Multi-volt is optional and operates 120V-277V 50HZ-60HZ.
- Optional wiring: Two ballasts for dual circuitry. Tandem-in-line wiring. Single or dual circuit quick connect plug through wiring harnesses.
- Emergency battery back up: Integrated pack for 550, 700, 1300, or 1400 lumen output.
- Housings: Die formed code gauge cold rolled steel. End plates quickly convert to snap-in continuous row joiners for uninterrupted wireway. Easy install socket plates have snap-in action. Wireway covers snap on or off for easy wire access. Optional quarter-turn fasteners for tight coves or added security. NYC code 20GA housings have end and socket plates securely riveted into place. Sufficient knockouts provided on fixture back and ends make installations easy. Baked white enamel finish provides minimum reflectivity of 87%.
- Sockets: 1/4 twist bi-pin or optional rotary locking type.
- Optional shielding and directional reflectors: Asymmetric, symmetric, and direct-light designs. Baked white enamel steel or Miro-4 enhanced specular aluminum with 95% reflectivity. Custom shapes available.
- Optional accessories: Ship separately; Wireguards, clamp hangers, V hangers, stem sets, cable sets. Wired-in; GLR or GMF fusing, 120V SJT cord sets.
- UL listed 1598 with CUL approval and bears their label. Suitable for dry locations or optional damp locations with UL Damp Label. Union made and labeled.



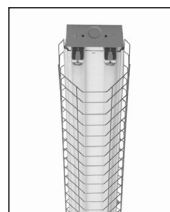
P1 or P2 Plug Thru quick connect feature. Shown with end plate as joiner.



Clamp Hanger



V-Hanger



Wire Guard



MM-C, MM-P SERIES Linear T8 1, 2, or 3-Lamp Fluorescent Wide Channel Luminaire

Fixture Type:

Job Information:

ORDERING DATA: Fill in boxes below with corresponding bold options.

Example: MM-232-OCT/8T-C-ELB-120V-EMPK

Series	No. of Lamps Cross	Lamp Wattage/Ea. Fixture Length	Lamp Type	Tandem Housing/ Fixture Length	Housing End Type	Ballast Type	Voltage	Misc.
MM Shallow 4.25" wide housing	17 17W-T8-24"L 25 25W-T8-36"L 32 32W-T8-48"L 40 40W-T8-60"L	OCT Octron T8	ALL 2FT, 3FT, 4FT, 5FT Leave Blank /6T 72" Housing, 3Ft Lamps in Tandem /8T 96" Housing, 4Ft Lamps in Tandem	ELB Electronic Instant Start, Up to 4 Lamps/Ballast ELB-HP Electronic Instant Start <10% THD, Up to 4-Lamps/Ballast ELBL Electronic Instant Start Low Watt, Up to 4-Lamps/Ballast ELBH Electronic Instant Start High Light Output, Up to 3-Lamps/Ballast ELBS Electronic Rapid Start <10% THD, Up to 4-Lamps/Ballast ELBD Electronic Dimming <10% THD, Up to 3-Lamps/Ballast	120V 120V-60HZ 277V 277V-60HZ UNI Universal Voltage, Multi-Volt <10% THD, 120V-277V 50HZ-60HZ	EMPK I-32 or Equal 550 Lumens, One 2-4Ft Lamp EMPKA I-48 or Equal 700 Lumens, One or Two 2-4Ft Lamps EMPKS I-80 or Equal 1300 Lumens, One or Two 2-4Ft Lamps EMPKT I-232 or Equal 1400 Lumens, One or Two 2-4Ft Lamps 2B Two Ballasts For Dual Circuits LS Locking Sockets P1 Single Circuit Plug Thru P2 Dual Circuit Plug Thru TILW Tandem-in-Line Wiring GLR/Fusing GMF/Fusing 18/3CP 18/3 Black or White SJT Cord & Plug Set/Others on request CLC Cam-Loc Cover Quarter Turn Fasteners		
1 Lamp *Must use C-4.25 or P-4.25 Housing End Type 2 Lamps 3 Lamps *Must use C-4.25 or P-4.25 Housing End Type	C Combination End/Joiner C-4.25 Combination End/Joiner 4.25" Wide 1 or 3-Lamp P Riveted Ends / 20GA Housing / NYC Code P-4.25 Riveted Ends / 20GA Housing/ NYC Code 4.25" Wide 1 or 3-Lamp							

REFLECTORS & WIRE GUARDS (Order Separately)

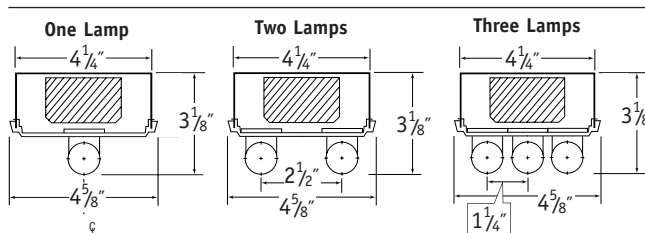
Example: EX: MMR-232-A (Use 2 Each For 6ft & 8ft Fixtures)

Series	No. of Lamps Cross	Lamp Wattage/Ea. Fixture Length	Shape (Reflectors Only)
MMR White Steel MRC-MM Enhanced Spec Alum 95% Reflectivity WG-MM Wire Guard	2 4.25" Wide Hsg	17 24"L 25 36"L 32 48"L	A Asymmetric S Symmetric D Direct-Light C Custom

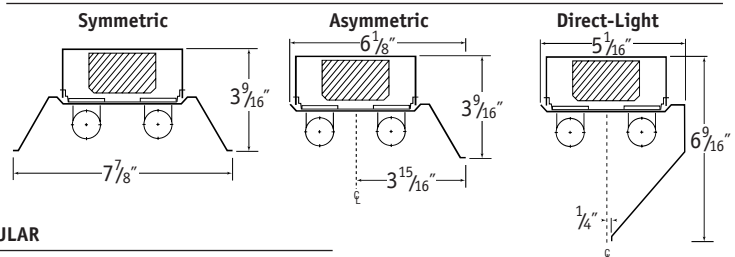
ACCESSORIES: (Order Separately)

Cat. #	Description
CH-S	Clamp Hanger
VH	V Hanger
VH-48	V Hanger w/48" Chain & S Hook
S1-*	Single Stem Set* *Add Length

DIMENSIONAL DATA/CROSS SECTION:



OPTIONAL REFLECTORS - WHITE STEEL



OPTIONAL REFLECTORS - SPECULAR

