

## EDGE-LIT LED EXIT SIGN

The New York Approved NY Precision Series is the most uncomplicated edge-lit sign to specify. This sign offers precise engineering for architectural excellence.



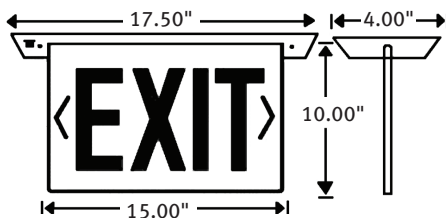
## BENEFITS &amp; FEATURES

- Crystal clear acrylic face panel
- Mirrored divider provided on double face signs to simulate clear aesthetic
- Extruded aluminum housing
- Surface Mount includes die cast aluminum canopy for top, back or end mounting
- Pre-drilled canopy attachment locations with easily removed hole covers
- 8" letters with 1" stroke width
- Full-size, chevron directional indicators
- Field-applied chevron directional indicators with pre-applied installation template
- Dual voltage 120/277VAC
- Maintenance-free 6V sealed lead calcium battery (battery backup version)

## CODE COMPLIANCE

- UL Listed
- NFPA 101 Life Safety Code compliant
- NEC and OSHA compliant
- New York City Approved
- Calendar No. 46932

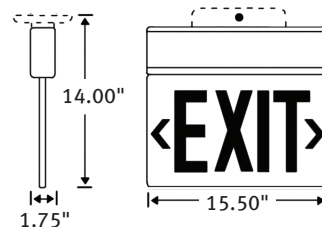
RECESSED MOUNT



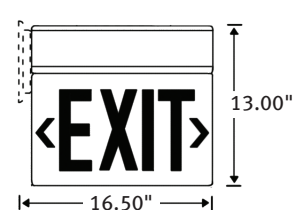
TOP MOUNT



BACK MOUNT



END MOUNT



## ORDERING INFORMATION

MODEL	# OF FACES	OPERATION	MOUNTING	COLOR
NYELX	1 = Single	A = AC Only	U = Universal Surface Mount	BA = Brushed Aluminum
	2 = Double	B = Battery Backup	R = Recessed Mount	BL = Black
				WH = White

Ordering Example: NYELX-2-A-U-WH