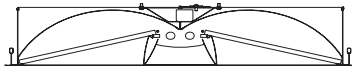
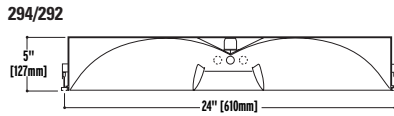
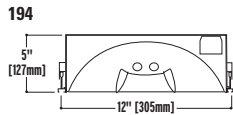


SYMBIO
294
292
194

DIRECT-INDIRECT

- Recessed Mounting for T-grid, sheet rock ceiling and 9/16" slot T-grid.
- Can be mounted end-to-end and ide-to-side.
- 20 ga. steel housing,
- 24 ga. steel reflector.
- Baked on low gloss, white, powder coated acrylic finish.
- 1'x4', 2'x2', 2'x4' fixture configurations.
- Louver shielding options: perforated, frosted acrylic or tannenbaum cross blades.
- T5, T5HO lamps (not by NEO-RAY).
- Consult factory for dimming and emergency options.
- UL Listed, C-ULListed



294/292 Lens Option

Construction

20-gauge steel housing.

Shielding

Louver shielding options: white perforated metal, frosted acrylic or Tannenbaum cross blades.

Electrical

120, 277, 347 or Universal Voltage electronic ballast. Fixtures and electrical components certified to UL and CUL standards.

Finish

Durable, low gloss, white, powder coated acrylic finish.

Mounting

Recessed.



Tannenbaum Reflector

ORDERING INFORMATION:

Sample number: 292R-2T5HO-ETG-2EB-SI-S17

Series

194=Symbio 1'x4' 292=Symbio 2'x2' 294=Symbio 2'x4'

Options²

A=Air Return T=Tannenbaum Reflector
C=Chicago Plenum

Mounting

R=Recessed

Number of Lamps (per cross section) (not included)

1=1 Lamp 2=2 Lamps 3=3 Lamps (T5 only)

Lamp Type

T8	T5	T5HO	BX40W (2x2 only)	BX50W (2x2 only)
----	----	------	---------------------	---------------------

Ceiling Type

ETG=Exposed T-Grid STG=Slot T-Grid SR=Sheet Rock

Voltage¹

1=120V 2=277V 3=347V U=Universal

Ballast

EB=Electronic Ballast (Standard) DB=Dimming Ballast

Switching

SI=Single Switching DU=Dual Switching

Emergency

EM=Emergency Pack (Consult Factory)

Fusing

GLR GMF

Shielding

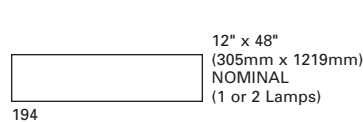
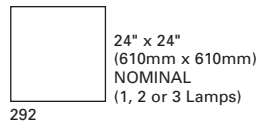
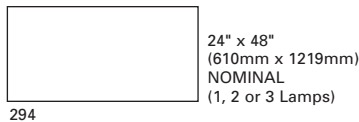
S17=White Louver with Perforated Metal Blades
S17A=White Louver with Perforated Metal Blades and Acrylic Overlay
S17B=White Louver with Frosted Acrylic Blades
S17C=White Louver with Frosted Acrylic Blades and Acrylic Overlay
S17F=1100G Satin Aluminum Louver with Tannenbaum Blades
S17G=1100G Satin Aluminum Louver with Tannenbaum Blades and Acrylic Overlay

Lens Options

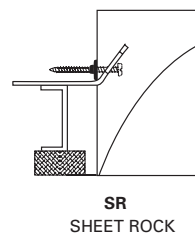
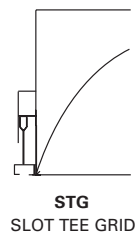
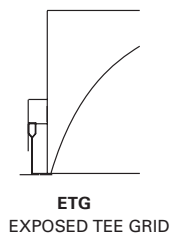
S28A=Ribbed Clear Plastic
S28B=Ribbed Textured Clear Plastic
S28C=Ribbed Blue Plastic
S28D=Ribbed Green Plastic

1 Due to various constraints, some options may not be combined with others.
2 Can be left blank or more than one option may be available, consult factory.

STANDARD LUMINAIRE PLAN - VIEW - VIEW



MOUNTING INFORMATION



NOTES: For complete product data, refer to the Neo-Ray Specification Binder. Specifications and dimensions subject to change without notice. Products may be modified for use in international markets. Please contact your Cooper Lighting Sales Representative for availability and ordering information.