

## DESCRIPTION

The Luminous HE recessed ambient fixture features efficiencies greater than 90 percent and a refreshing look using frosted acrylic diffusers. The luminaires are offered as 2'x2', 2'x4' or metric in 1, 2 and 3 lamp T5/T8 configurations. Side and center diffusers are regressed for a bold architectural detail. A unique center panel design allows for various shielding options, with simple access to lamps and ballast for easy maintenance. At 3-3/4" (95mm), the Luminous housing is shallow plenum, and a subtle air return option is also available. High efficiency and an all acrylic rectilinear design make Luminous HE an excellent choice for all commercial and institutional architectural applications.

Catalog #		Type
Project		
Comments		Date
Prepared by		

## SPECIFICATION FEATURES

### A ... Construction

Low profile housing constructed from die-formed 20-gauge cold rolled steel.

### B ... Reflectors

Precision tooled, high reflectance (97%) metal reflectors allow for easy access to ballast compartment.

### C ... Finish

Durable, low gloss, white, high reflectance powder coated acrylic finish.

### D ... Electrical

120, 277, 347 or Universal Voltage electronic ballast. Fixtures and electrical components certified to UL and CUL standards. Damp location rated.

### E ... Shielding

7/8" regress center frame with optional lay-in center diffusers and 1/2" regress semi-captive frosted acrylic side diffusers.

### F ... Mounting

Standard flange design works with most lay-in ceiling types. Integral pryout tabs secure luminaire to ceiling grid from above. Fixture offers tie-in locations for tie-wire on all corners, consult local code for appropriate tie-wire recommendations. For Sheet Rock Specify Metalux DFW series dry wall frame-in kit, ordered separately from Metalux. For 2x2 order Metalux part# DF-22W-U, for 2x4 part#: DF-24W-U.

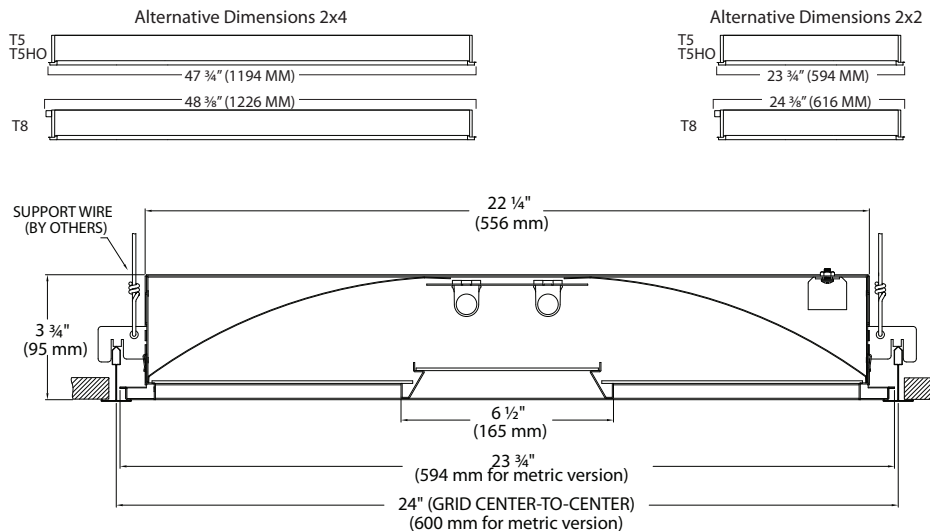


## Luminous HE 282/284

1, 2 & 3T5  
1, 2 & 3T5HO  
1, 2 & 3T8

**Recessed**  
**Direct-Ambient**

**Light Distribution**  
Indirect - 0.0%  
Direct - 100.0%



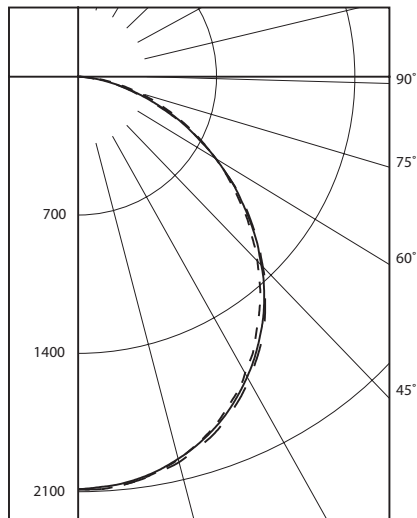
## ORDERING INFORMATION

Sample Number: 282-R-2-T5-ESTG-UEB-SI-95N

<b>Series</b> 282=2x2 284=2x4 282M=600x600 284M=600x1200	<b>Options</b> C=Chicago A=Air Return	<b>Number of Lamps</b> 1=1 Lamp (Not Included) 2=2 Lamp (Not Included) 3=3 Lamp (Not Included)	<b>Lamp Type</b> T8 T5 T5HO	<b>Ceiling Type</b> ESTG=15/16" Grid, 9/16" Slot T Grid, 9/16" Regular FTG= 9/16" Flush Grid SR= Sheet Rock	<b>Voltage</b> 1=120V 2=277V 3=347 U=Universal (120-277V)	<b>Ballast</b> EB=Electronic Ballast DB=Dimming Ballast	<b>Switching Options</b> SI= Single Switching DU= Dual Switching	<b>Center Shielding Options</b> 95N= Opal Satin Diffuser 95HT= High Transmission Diffuser 95RE= Opal Satin Diffuser with Rectangular Perforated Pattern 95R= Opal Satin Diffuser with Round Perforated Pattern 95B= Textured Blue Diffuser
<b>Mounting</b> R=Recessed		<b>Emergency</b> EM= Emergency Pack EC= Emergency Circuit						

### Notes

- For Sheet Rock Specify Metalux DFW series drywall frame-in kit, ordered separately, from Metalux: For 2x2 order Metalux part# DF-22W-U, 2x4 part #DF-24W-U
- For dimming specify ballast type
- Consult factory for additional colors and textures



LEGEND:  
 0-deg: - - - - -  
 45-deg: - - - - -  
 90-deg: - - - - -

Catalog#: 284-2T5-UEB-95HT  
 Report#: P30965

**COEFFICIENTS OF UTILIZATION - ZONAL CAVITY METHOD**  
**EFFECTIVE FLOOR CAVITY REFLECTANCE 0.20**

RC RW	80				70				50			30			10			0
	70	50	30	10	70	50	30	10	50	30	10	50	30	10	50	30	10	0
0	112	112	112	112	110	110	110	110	105	105	105	100	100	100	96	96	96	94
1	103	99	95	91	100	97	93	90	93	90	87	89	87	84	86	84	82	80
2	94	86	80	75	92	85	79	74	81	77	72	78	74	71	75	72	69	67
3	86	76	69	63	84	75	68	62	72	66	61	69	64	60	67	63	59	57
4	79	68	60	54	77	67	59	53	64	58	52	62	56	52	60	55	51	49
5	73	61	52	46	71	60	52	46	58	51	46	56	50	45	54	49	45	43
6	67	55	46	41	65	54	46	40	52	45	40	51	44	40	49	44	39	37
7	62	50	42	36	61	49	41	36	48	41	35	46	40	35	45	39	35	33
8	58	45	38	32	57	45	37	32	44	37	32	42	36	32	41	36	31	30
9	54	42	34	29	53	41	34	29	40	33	29	39	33	29	38	33	28	27
10	51	39	31	26	50	38	31	26	37	31	26	36	30	26	35	30	26	24

**ZONAL LUMEN SUMMARY**

ZONE	LUMENS	%LAMP	%FIXT
0- 30	1609	27.7	29.4
0- 40	2610	45.0	47.8
0- 60	4470	77.1	81.8
0- 90	5466	94.2	100.0
90-180	0	0.0	0.0
0-180	5466	94.2	100.0

**TOTAL LUMINAIRE EFFICIENCY = 94.2 %**

284R: 2'x4'; Acrylic Side Diffusers; High Transmission Center Diffuser

**CENTER SHIELDING OPTIONS**



**95N**  
Opal Satin (74%) Diffuser



**95HT**  
High Transmission (87%) Diffuser



**95B**  
Textured Blue Diffuser

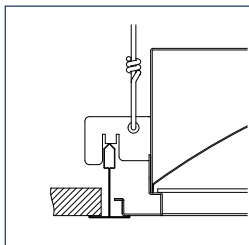


**95R**  
Opal Satin Diffuser with Round Perforated Pattern

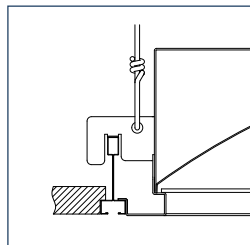


**95RE**  
Opal Satin Diffuser with Rectangular Perforated Pattern

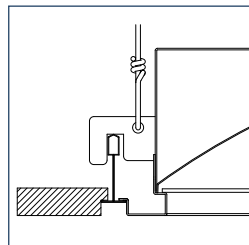
**MOUNTING OPTIONS**



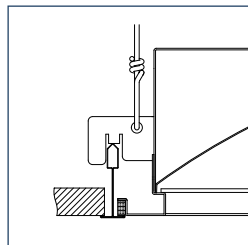
**ESTG = 15/16" Flush Tee Grid**



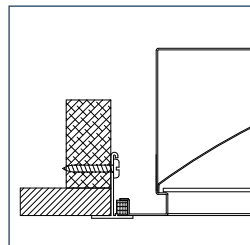
**ESTG = 9/16" Slot Tee Grid**  
Flange rests on top of Tee for metric



**ESTG = 9/16" Tegular Grid**



**FTG = 9/16" Flush Tee Grid**



**SR = Sheet Rock**