

Type _____
 Project _____
 Catalog No. _____
 Lamp/Wattage _____

NTF-163

Track Mounted Pendant Adapter

Lamp: 26W GU24 Self Ballasting CFL

PRODUCT DESCRIPTION

Track pendant with 8'-6" pendant cord and line voltage GU24 socket. Cord is field adjustable to any length.

Socket Assembly

Top neck of porcelain socket held by a die-cast ring. Accepts custom glass or decorative element with 7/8" opening (ordered separately). GU24 lamp holder rated 600V, 600W, provided with leads rated 18AWG, 90°C.

Cord

Insulated wire rated min. 200°C, 300V.

Lamp

26W GU24 Self Ballasting CFL max. (not included)

Finishes

Black, Silver, or White painted finishes.

Contact Head Assembly

Three copper contacts mounted in high heat rated plastic housing.

One/Two Circuit Conversion

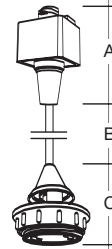
Positive contact (opposite neutral and ground contacts) is preset to "down" position at factory but may be raised to the higher position to install onto the second circuit of Nora Lighting NT-2300 series two-circuit track.

Labels and Listings

UL and cUL Listed

DIMENSIONS

NTF-163



Dimensions

A: Track Adapter
 B: Cord Length
 C: Socket Length

NTF-163

2-3/4"
 8'-6"
 2"



Create a complete fixture/trim catalog number: Example: NTF-163B / NRS80-480BR

Track Pendant - select one box from each column

Catalog No.	Lamp	Finish
NTF	GU24 Self Ballasting (163)	B
		S
		W

Finishes: B = Black, S = Silver, W = White

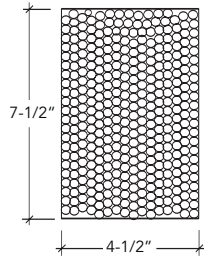

Glass - select Catalog No. and Finish

Catalog No.	Finish
NRS70-602 NRS80-480	AM O
NRS70-605 NRS80-481	AQ P
NRS70-606 NRS80-483	BE PK
NRS70-607 NRS80-486	BG R
NRS80-451 NRS80-487	BR RB
NRS80-452 NRS80-491	BU RF
NRS80-462 NRS80-492	CF S
NRS80-471 NRS80-493	CL SN
NRS80-472	FR TC
NRS80-473	GR W
NRS80-475	MA WV
NRS80-477	MG

Finishes:
 AM = Amber
 AQ = Aqua
 BE = Beige
 BG = Bluish Green
 BR = Brown
 BU = Blue
 CF = Confetti
 CL = Clear
 FR = Frost
 GR = Green
 MA = Marble
 MG = Magma
 O = Orange
 P = Purple
 PK = Peacock Blue
 R = Red
 RB = Red Burnt
 RF = Red Fire
 S = Silver
 SN = Sun
 TC = Tri-Color
 W = White
 WV = Wave

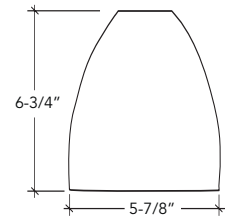
NTF-163 Compatible Glass

NRS70-602 Cylinder Angoor Beaded



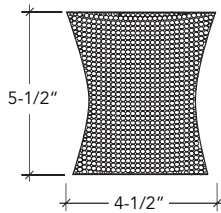
Glass Finish: Amber (AM), Aqua (AQ), Clear (CL), Red (R)
 Lamp: 26W GU24 Self Ballasting CFL
 Glass Diameter: 4-1/2" Glass Height: 7-1/2"

NRS80-451 Neptune



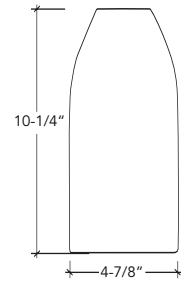
Glass Finishes: Confetti (CF), Tri-Color (TC), Wave (WV)
 Lamp: 26W GU24 Self Ballasting CFL
 Glass Diameter: 5-7/8" Glass Height: 6-3/4"

NRS70-605 Hourglass Angoor Beaded



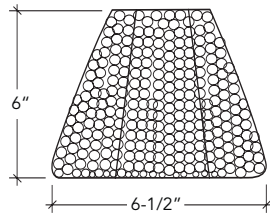
Glass Finishes: Amber (AM), Bluish Green (BG), Clear (CL), Red (R)
 Lamp: 13W GU24 Self Ballasting CFL
 Glass Diameter: 4-1/2" Glass Height: 5-1/2"

NRS80-452 Andromeda



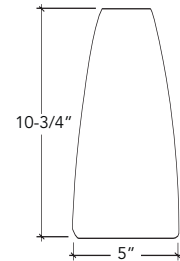
Glass Finishes: Frost (FR), Green (GR), Peacock Blue (PK), Red Fire (RF), Sun (SN)
 Lamp: 26W GU24 Self Ballasting CFL
 Glass Diameter: 4-7/8" Glass Height: 10-1/4"

NRS70-606 Tapered Beaded



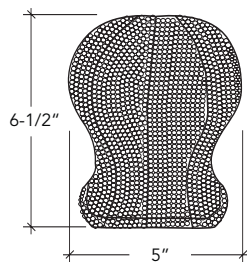
Glass Finishes: Amber (AM), Bluish Green (BG), Red (R), Silver (S)
 Lamp: 18W GU24 Self Ballasting CFL
 Glass Diameter: 6-1/2" Glass Height: 6"

NRS80-462 Casie



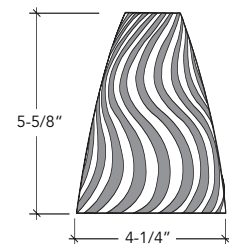
Glass Finishes: Blue (BU), Orange (O), Purple (P), White (W)
 Lamp: 26W GU24 Self Ballasting CFL
 Glass Diameter: 5" Glass Height: 10-3/4"

NRS70-607 Bell Beaded



Glass Finishes: Amber (AM), Bluish Green (BG), Red (R), Silver (S)
 Lamp: 26W GU24 Self Ballasting CFL
 Glass Diameter: 5" Glass Height: 6-1/2"

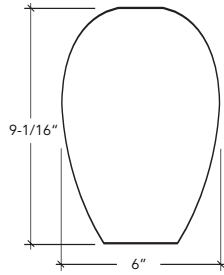
NRS80-471 Ferus



Glass Finish: Black on White
 Lamp: 18W GU24 Self Ballasting CFL
 Glass Diameter: 4-1/4" Glass Height: 5-5/8"

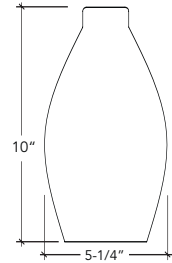
NTF-163 Compatible Glass

NRS80-472 Sean



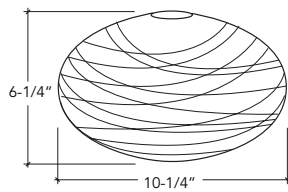
Glass Finish: Magna
Lamp: 26W GU24 Self Ballasting CFL
Glass Diameter: 6" Glass Height: 9-1/16"

NRS80-480 Rain



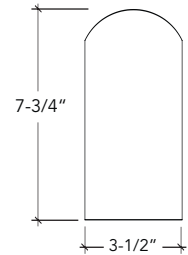
Glass Finishes: Brown (BR), Blue (BU), Green (GR), Red (R), White (W)
Lamp: 26W GU24 Self Ballasting CFL
Glass Diameter: 5-1/4" Glass Height: 10"

NRS80-473 Cocoon



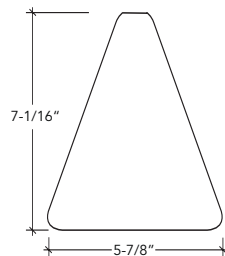
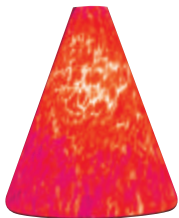
Glass Finish: White
Lamp: 26W GU24 Self Ballasting CFL
Glass Diameter: 10-1/4" Glass Height: 6-1/4"

NRS80-481 Agua



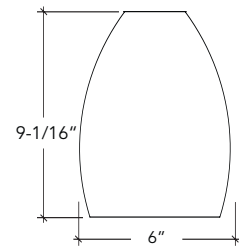
Glass Finishes: Beige (BE), Blue (BU), Marble (MA), Red Fire (RF)
Lamp: 26W GU24 Self Ballasting CFL
Glass Diameter: 3-1/2" Glass Height: 7-3/4"

NRS80-475 Bonita Cone



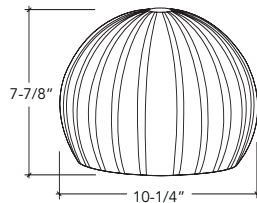
Glass Finishes: Amber (AM), Magma Cone (MG), Red (R), White (W)
Lamp: 26W GU24 Self Ballasting CFL
Glass Diameter: 5-7/8" Glass Height: 7-1/16"

NRS80-483 Pool



Glass Finishes: Beige (BE), Blue (BU), Green (GR), Red Fire (RF), White (W)
Lamp: 26W GU24 Self Ballasting CFL
Glass Diameter: 6" Glass Height: 9-1/16"

NRS80-477 Bolla



Glass Finish: White
Lamp: 26W GU24 Self Ballasting CFL
Glass Diameter: 10-1/4" Glass Height: 7-7/8"

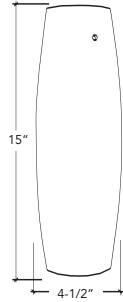
NRS80-486 Pond Closed



Glass Finishes: Beige (BE), Blue (BU), Red (R), White (W)
Lamp: 26W GU24 Self Ballasting CFL
Glass Diameter: 4-1/2" Glass Height: 19-1/2"

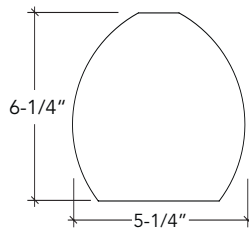
NTF-163 Compatible Glass

NRS80-487 Pond



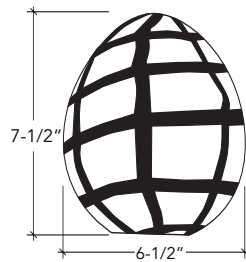
Glass Finishes: Beige (BE), Blue (BU), Red (R), White (W)
Lamp: 26W GU24 Self Ballasting CFL
Glass Diameter: 4-1/2" Glass Height: 15"

NRS80-491 Snow



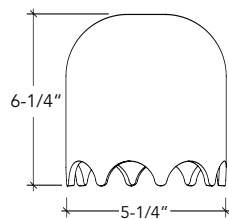
Glass Finishes: Amber (AM), Blue (BU), Red (R), White (W)
Lamp: 18W GU24 Self Ballasting CFL
Glass Diameter: 5-1/4" Glass Height: 6-1/4"

NRS80-492 Rain Fall



Glass Finishes: Amber (AM), Blue (BU), White (W)
Lamp: 26W GU24 Self Ballasting CFL
Glass Diameter: 6-1/2" Glass Height: 7-1/2"

NRS80-493 Water Fall



Glass Finish: Amber (AM), Blue (BU), Red Burnt (RB), White (W)
Lamp: 18W GU24 Self Ballasting CFL
Glass Diameter: 5-1/4" Glass Height: 6-1/4"