



Date: _____ Type: _____

Firm Name: _____

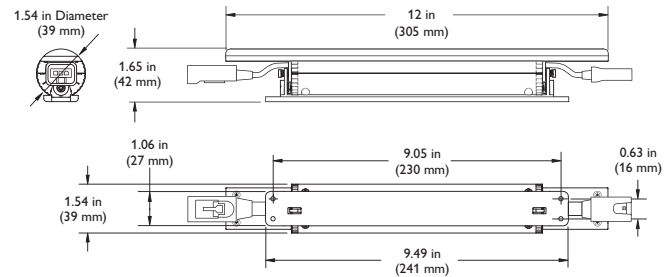
Project: _____

eW Cove MX Powercore

2700 K, 110° × 110° Beam Angle

Maximum output linear LED fixture for cove, general, and accent lighting

eW® Cove MX Powercore delivers the highest light output in the line of solid white linear cove lights from Philips Color Kinetics. With superior light output, beam angles from narrow to wide, and a range of color temperatures, eW Cove MX Powercore can be used for accent lighting and indirect general illumination, as well as the full range of wall and ceiling cove applications. eW Cove MX Powercore meets or exceeds the performance of comparable linear fluorescent strip cove lights while lowering installation, energy, and maintenance costs. eW Cove MX Powercore offers environmentally conscious buyers a green, energy-efficient lighting solution without sacrificing quality or quantity of light.



- Maximum light output — Delivers white or colored light at up to 632 lumens per foot.
- Superior binning algorithm sets new standard for color consistency — eW Cove MX Powercore exceeds the recognized standards for color quality to guarantee uniformity and consistency of hue and color temperature across LEDs, fixtures, and manufacturing runs.
- Lower cost than comparable fluorescent strip lighting — With efficacy of up to 52.7 lm / W, long useful life, and low-maintenance operation, eW Cove MX Powercore offers lower first and total cost than dimmable T5HO and 2-lamp T8 strip lights in typical cove applications.
- Multiple options for design and application flexibility — Available in five color temperatures, ranging from a warm 2700 K to a cool 4000 K, and four solid colors (Red, Green, Blue, and Amber). Beam angle options include 10° × 70°, 40° × 70°, and 110° × 110°.
- Integrates patented Powercore® technology — Powercore rapidly, efficiently, and accurately controls power output to fixtures directly from line voltage, eliminating the need for external power supplies and allowing product runs of 200 ft (61 m) or more. Contractor-friendly installation dramatically simplifies installation and lowers total system cost.
- Support for multiple voltages — Accepts power input of 100, 120, or 220 – 240, or 277 VAC for consistent installation and operation from line voltage in a variety of locations.
- Smooth, deep dimming — Full dimming down to 1% with no flickering. Compatible with many two- and three-wire electronic low voltage (ELV) dimmers for all input voltages.
- Easy mounting and positioning — With end-to-end locking power connectors that can make 180° turns, eW Cove MX Powercore fixtures are easy to position in even the most challenging mounting circumstances. Fixtures rotate in 10° increments through a full 180° for precise aiming and color mixing. Optional mounting tracks allow quick project setup in linear applications, and support vertical and overhead positioning. Available jumper cables can add extra space between fixtures.

For detailed product information, please refer to the eW Cove MX Powercore Product Guide at www.colorkinetics.com/ls/essentialwhite/ewcovemxpc/

PHILIPS

Specifications

Due to continuous improvements and innovations, specifications may change without notice.

Item	Specification	2700 K, 110° x 110° Beam Angle
Output	Lumens†	537
	Efficacy	43.9
	CRI	83
	Lumen Maintenance‡	50,000 hours L70 @ 50° C
Electrical	Input Voltage	100 / 120 / 208 / 220 – 240 / 277 VAC, auto-switching, 50 / 60 Hz
	Power Consumption	12.0 W maximum at full output, steady state
	Power Factor	.99
Control	Dimming	Compatible with many commercially available ELV, trailing edge, or reverse-phase control dimmers.
Physical	Dimensions (Height x Width x Depth)	1.54 x 12 x 1.65 in (39 x 305 x 42 mm)
	Weight	0.19 lbs (85 g)
	Housing	Die-cast aluminium, white powder-coated finish.
	Lens	Polycarbonate
	Fixture Connections	Integral male / female connectors
	Operating Temperature	-40° – 122° F (-40° – 50° C) Operating -4° – 122° F (-20° – 50° C) Startup
	Humidity	0 – 95%, non-condensing
	Maximum Fixture Run Length*	50 @ 100 VAC 100 @ 120 VAC 150 @ 208 VAC 175 @ 220 – 240 VAC 215 @ 277 VAC Configuration: Fixtures installed end-to-end, 20 A circuit, standard 10 ft (3.1 m) Leader Cable
Certification and Safety	Certification	UL / cUL, FCC, CE, CCC
	LED Class	Class 2 LED product
	Environment	Dry / Damp Location, IP50
	Energy Efficiency	California Title 24 Compliant

† Lumens measurement complies with IES LM-79-08 testing procedures

‡ L70 = 70% maintenance of lumen output (when light output drops below 70% of initial output). Ambient temperature specified.

* These figures, provided as a guideline, are accurate for this configuration only. Changing the configuration can affect the fixture run lengths.



Accessories

Item	Type	Item Number	Philips 12NC
Leader Cable with terminator and strain relief	UL / cUL	10 ft (3 m)	108-000047-00
	CE / CCC	10 ft (3 m)	108-000047-01
Wiring Compartment with terminator	UL / cUL	120-000077-01	910503700994
Jumper Cable	UL / cUL	1 ft (305 mm)	108-000048-00
		5 ft (1.5 m)	108-000048-01
	CE / CCC	1 ft (305 mm)	108-000048-02
		5 ft (1.5 m)	108-000048-03
Mounting Track	25 / box	4 ft (1219 mm)	523-000006-01

Use Item Number when ordering in North America.

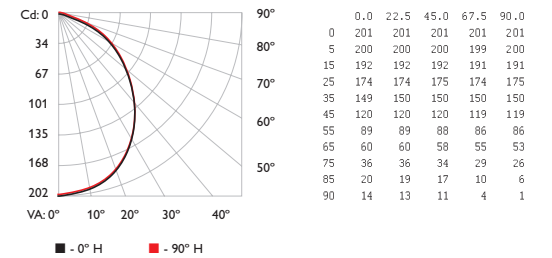


Philips Color Kinetics
3 Burlington Woods Drive
Burlington, Massachusetts 01803 USA
Tel 888.385.5742
Tel 617.423.9999
Fax 617.423.9998
www.colorkinetics.com

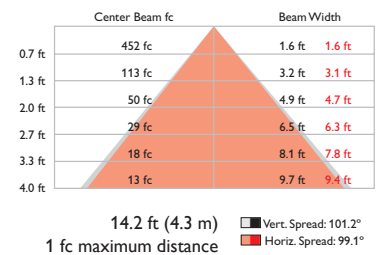
Photometrics

2700 K, 110° x 110° beam angle

Polar Candela Distribution



Illuminance at Distance



Power Consumption	12 W
Lumens	527
Efficacy	43.9 lm/W

For lux multiply fc by 10.7

Fixtures

Type	Beam Angle	Item Number	Philips 12NC
2700 K	10° x 70°	523-000050-00	910503700978
	40° x 70°	523-000050-01	910503700979
	110° x 110°	523-000050-02	910503700980
3000 K	10° x 70°	523-000050-04	910503700982
	40° x 70°	523-000050-05	910503700983
	110° x 110°	523-000050-06	910503700984
3500 K	10° x 70°	523-000050-08	910503700986
	40° x 70°	523-000050-09	910503700987
	110° x 110°	523-000050-10	910503700988
4000 K	10° x 70°	523-000050-13	910503700990
	40° x 70°	523-000050-14	910503700991
	110° x 110°	523-000050-15	910503700992
Red	10° x 70°	223-000050-04	910503701108
	40° x 70°	223-000050-08	910503701112
	110° x 110°	223-000050-00	910503701104
Green	10° x 70°	223-000050-05	910503701109
	40° x 70°	223-000050-09	910503701113
	110° x 110°	223-000050-01	910503701105
Blue	10° x 70°	223-000050-06	910503701110
	40° x 70°	223-000050-10	910503701114
	110° x 110°	223-000050-02	910503701106
Amber	10° x 70°	223-000050-07	910503701111
	40° x 70°	223-000050-11	910503701115
	110° x 110°	223-000050-03	910503701107

Copyright © 2009 Philips Solid-State Lighting Solutions, Inc. All rights reserved. Chromacore, Chromatic, CK, the CK logo, Color Kinetics, the Color Kinetics logo, ColorBlast, ColorBlaze, ColorBurst, ColorGraze, ColorPlay, ColorReach, DIMand, EssentialWhite, eW, iColor, iColor Cove, IntelliWhite, iW, iPlayer, Light Without Limits, Optibin, and Powercore are either registered trademarks or trademarks of Philips Solid-State Lighting Solutions, Inc. in the United States and/or other countries. All other brand or product names are trademarks or registered trademarks of their respective owners. Due to continuous improvements and innovations, specifications may change without notice.

DAS-000069-01 R00 12-09