

# OUTDOOR SENSORS STEALTH KITS

THE BEST SENSOR



Pre-assembled, pre-wired STEALTH Kits save installation time and \$\$.

Completely Assembled  
And Pre-Wired  
For Quick Installation

Pre-wired and Pre-assembled on CU4 universal EZplate

1000 watt Switching Capacity

Temperature Compensation

Radio Frequency Immunity

Die Cast Aluminum Floodlights

Surge Protected to 6000 volts

Auto Test Logic

**New!** Easy to read controls

Protected Manual Override with Auto Reset

Can be wired in parallel

Fits round, square & octagonal boxes

LED Detection & "On Guard" Indicator

Color Matched, Vandal Resistant Double Look Down Lens and grill

White or Bronze Finish

10 Year Warranty



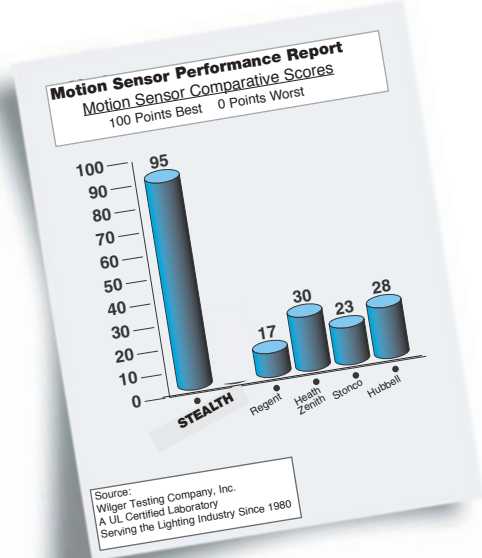
Easy soffit mounting



Full color packaging shows features and specifications plus a Comprehensive Installation Manual

## STEALTH Outperforms the Competition.

A UL certified test laboratory tested five brands of sensors simulating actual installation situations. Full report available upon request.



## Installing Outdoor Lighting is EZ with the RAB EZ Plate!



Add reliable security to garages, decks and yards.

## Specifications

### UL Listing:

Suitable for wet locations

### Switching Capacity:

8 amps, 1000 watts Incandescent @ 120 volts

### Voltage:

120 volts AC, 60Hz. Also available in 12 volt AC/DC and 240 volt AC. Consult factory for special voltages.

### Power Consumption:

1 watt

### Time Adjustment:

5 seconds to 12 minutes

### Surge Protection:

Withstands up to 6000 volts

**RAB**® TEL 888 RAB 1000  
FAX 888 RAB 1232  
www.rabweb.com

### Temperature Compensation:

Sensitivity adjusted automatically for consistent detection in hot and cold ambient temperatures.

### Wall Switch Manual Override:

Two flip logic prevents activation by momentary power outages. Override resets to auto at dawn. No extra wiring needed.

### LED Detection Indicator:

Shows when sensor is detecting in daytime and glows red at night for "on-guard" deterrence.

### Auto Test Logic:

5 minutes of test time when powered. Resets to auto mode without further adjustment.

### Advanced Detection Logic:

Minimizes false triggers

### Adjustable Detection Zone:

"Blinders" on 200° model allow customization of detection zone.

### Color Matched Lens:

Bronze = dark lens / White = white lens

### RF Immunity:

Circuits fully shielded for maximum radio frequency immunity.

### Horizontal Lock, No-tool Joints:

Keeps sensing pattern level for fast, error-free installation.

### Photoelectric Control:

Deactivates lights during daylight. Fully adjustable for 24 hour operation or custom applications.

### Wide Sensitivity Control:

Adjustable from 100% to 30%

### Lamps:

Medium base PAR-38 lamps up to 150 watts. Halogen lamps give brighter light and choice of beam spreads (see pages 122-123). Lamps not included.

### Floodlights:

Precision die cast aluminum. 1/2" NPS threaded arm with serrated locking swivel fits all standard mounting boxes & covers.

### Patents:

RAB sensor and fixture designs are protected under U.S. and international intellectual property laws.

### Spec Sheets & Installation

Manuals 24/7

[www.rabweb.com](http://www.rabweb.com) > click "PRODUCTS"

### STEALTH Bell Flood Kit

STEALTH sensor with twin precision die cast H101 deluxe shielded floods pre-wired and assembled on universal CU4 cover plate. Accepts PAR-38 lamps, 150 watt max. Lamps not included.

Finish: ● Architectural Bronze  
○ White



### STEALTH Bullet Flood Kit

STEALTH sensor with twin precision die cast HB101 Bullet floods pre-wired and assembled on universal CU4 cover plate. Accepts PAR-38 lamps, 150 watt max. Lamps not included.

Finish: ● Architectural Bronze  
○ White



### STEALTH Economy Flood Kit

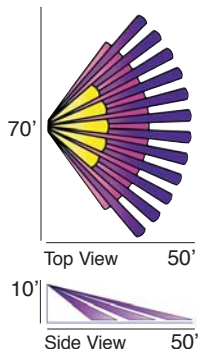
STEALTH sensor with twin die cast R90 PAR-38 floods pre-wired and assembled on universal CU4 cover plate. Accepts PAR-38 lamps, 150 watt max. Lamps not included.

Finish: ● Architectural Bronze  
○ White



### STEALTH 110

Standard 110° wide detection pattern reaches 50' out and 70' wide

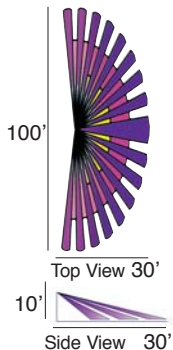


### Catalog Numbers

Bronze 110°		White 110°		Bronze 110°		White 110°		Bronze 110°		White 110°	
STL110H	Kit contains:	STL110H	Kit contains:	STL110HB	Kit contains:	STL110HB	Kit contains:	STL110R	Kit contains:	STL110R	Kit contains:
STL110	STL110	STL110	STL110	STL110	STL110	STL110	STL110	STL110	STL110	STL110	STL110
2-H101A	2-H101A	2-H101W	2-H101W	2-HB101A	2-HB101A	2-HB101W	2-HB101W	2-R90A	2-R90A	2-R90W	2-R90W
CU4A	CU4A	CU4W	CU4W	CU4A	CU4A	CU4W	CU4W	CU4A	CU4A	CU4W	CU4W

### STEALTH 200

Covers 100' along the sides of buildings with 200° wide detection



Bronze 200°		White 200°		Bronze 200°		White 200°	
STL200H	Kit contains:	STL200HW	Kit contains:	STL200HB	Kit contains:	STL200HBW	Kit contains:
STL200	STL200	STL200W	STL200W	STL200	STL200	STL200W	STL200W
2-H101A	2-H101A	2-H101W	2-H101W	2-HB101A	2-HB101A	2-HB101W	2-HB101W
CU4A	CU4A	CU4W	CU4W	CU4A	CU4A	CU4W	CU4W

### Floodlight Accessories

	Bronze	White
<b>Hood</b>	HH1A	HH1W
<b>Guard</b>	HG1A	HG1W
<b>Visor</b>	HV1A	HV1W

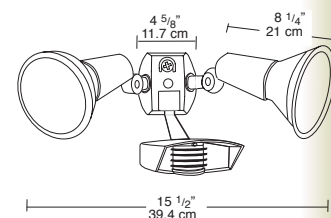
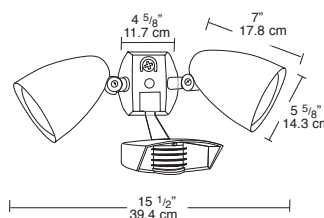
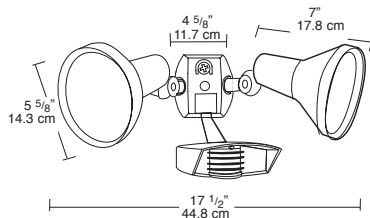
Note: Accessories fit both Bell H101 and Bullet HB101 Floods. Accessories will not fit older H100 floods used pre 2002.

H & HB fixtures. See pages 120-121 for more information.



Make your sensors even friendlier by adding a Hood, Guard or Visor to reduce light trespass and pollution

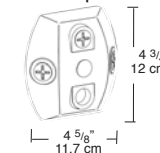
### Dimensions



CU4 EZplate



CU4 EZplate



CU4 EZplate

