

TYPICAL APPLICATIONS

- Partitioned Cubical Spaces
- Restroom with Stalls
- Library Study Carrels & Stacks

FEATURES

- Patented Dual Technology with PIR/Microphonics™ Detection
- Communicates with Other Sensors
- Time Delay: 30 sec. to 20 minutes
- Push-Button Programmable
- Green LED Indicator
- 100 Hr. Lamp Burn-in Timer Mode

AVAILABLE OPTIONS

- Isolated SPDT Relay (-R)
- On/Off Photocell (-P)
- Auto Dimming Cntl. Photocell (-ADC)
- Low Temp/Hi Humidity (-LT)

SPECIFICATIONS

- Size: Circular, 4.55" Dia., 1.55" Deep (11.56 cm Dia., 3.94 cm Deep)
- Sensor Weight: 5 Ounces
- Sensor Color: White
- Mounting: Ceiling Tile Surface, Round Fixture or Junction Box
- Relative Humidity: 20 to 90% non-condensing
- Operating Temp: 14° to 160° F (-10° to 71° C)
- Storage Temp: -14° to 160° F (-26° to 71° C)
- UL, CUL, and Title 24 Compliant
- 5 Year Warranty
- Made in U.S.A.

LOW TEMP/HI HUMIDITY(-LT)


- Conformally coated Circuit Board is corrosion resistant from moisture
- Operates down to -4° F(-20° C)

CM-PDT SERIES

w/ Enhanced Daylighting Control Options!



Open area office lighting control is made cost effective with the use of the *CM-PDT* Series Passive Dual Technology occupancy sensor. This small, yet powerful sensor provides line of sight PIR detection of small motion in a circular pattern and combines overlapping Microphonics™ coverage for detection of occupants working in their cubical space. By installing multiple *CM-PDTs* on 30 foot centers, large zones are created (typically one per circuit of lighting). The lighting is then controlled in blocks similar to manual switching, only no one will ever have to remember to turn off the lights! Restrooms with stalls, large storage areas with shelving, and libraries with study carrels are also easily and cost effectively controlled by the *CM-PDT*.



SENSOR OPERATIONS

Sensors with Passive Dual Technology (PDT) first "See" motion using Passive Infrared (PIR) and then engage Microphonics™ to "Hear" sounds that indicate continued occupancy. This patented technology uses Automatic Gain Control (AGC) to dynamically self adapt a sensor to its environment by filtering out constant background noise and detecting only noises typical of

human activity. When occupancy is detected, a DC output goes high and can drive up to 200 mA of connected load. The sensor is powered with 12 to 24 VAC/VDC and typically operates with a PP-20 or MP-20 Power Pack; enabling complete 20 Amp circuits to be controlled. An internal timer, factory set at 10 minutes, keeps the lights "On" during brief periods of no activity. This timer is selectable at 2.5 minute increments from 30 seconds to 20 minutes, and is reset every time occupancy is re-detected.

DAYLIGHTING CONTROL OPTIONS

For spaces with abundant natural light from windows or skylights, this series offers an On/Off Photocell (-P) option and an Automatic Dimming Control (-ADC) Photocell option. The -P option is ideal for public areas like vestibules, corridors, or restrooms;

while the -ADC option is perfect for classrooms and private offices. As the daylight levels change in the room, both options insure that an adequate light level is maintained according to a programmable set-point value. The -P option provides two modes of operation; one simply inhibits the lights from turning on, while the other has full On/Off control of the lights. The -ADC option allows the sensor to control a dimmable ballast. It also provides a secondary dim time-out that enables the lights to go to a dim setting after one time-out and then turn fully off after a second time-out. For more detailed information on these daylighting control features, see the CM-PC-ADC Technical Data Sheet.

SENSORS vs. LIGHTING PANELS

Lower cost, convenience, reliability, and greater energy savings are all provided by installing *CM-PDTs* rather than computer based lighting control panels. No programming, no confusing overrides, no chance of turning off while the area is still occupied, and no reason for leaving the lights on in "anticipation" of occupants! Real time detection of occupancy always outperforms a pre-programmed time clock. All this at a fraction of the total installed cost of a lighting panel!

CATALOG INFORMATION

MODEL #	DESCRIPTION	TEMPERATURE	OP. VOLTAGE	CURRENT
CM-PDT	Dual Technology Ceiling Mount Sensor	14° to 160° F	12 to 24 VAC/VDC	4 mA
Add suffix				
-R	SPDT Relay, 1 Amp			16 mA
-P	On/Off Photocell			4 mA
-RP	Relay & On/Off Photocell			16 mA
-ADC	Automatic Dimming Control Photocell			4 mA
-LT	Low Temp/High Humidity	-4° to 160° F		

WIRING INSTRUCTIONS

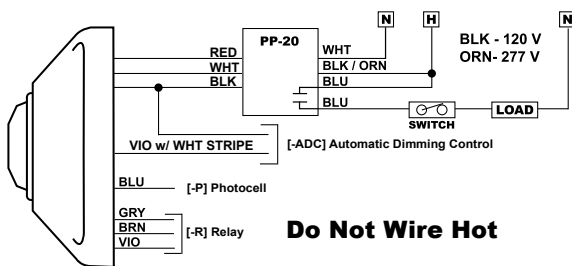
Wire lead connections are Class II, 18 to 22 AWG.

STANDARD CM-9

RED - 12 to 24 VAC/VDC

BLACK - Common

WHITE - Output (HI DC for Occupancy)



Do Not Wire Hot

RELAY OPTION (-R)

GRAY / BROWN - Connected during Occupied state

VIOLET / BROWN - Connected during Unoccupied state

Note: Relay is energized during Unoccupied state

PHOTOCELL OPTION (-P)

BLUE - Photocell output (High: Occupied & Low Light)

Use Blue wire from sensor in place of White wire. For multi-level control, use 2 Power Packs and connect White to primary load and Blue to daylight load.

AUTOMATIC DIMMING CONTROL (-ADC)

VIOLET/WHITE striped - Connect to Violet wire from 0-10 VDC dimmable ballast. Also connect ballast Gray wire to sensor Black wire. **Note:** If both the -P and the -ADC options are selected the "Inhibit" mode of the -P option is not available.

INTERNAL LOW VOLTAGE RELAY OPTION

To enable a sensor to interface with a building management system, the -R option provides dry contact closure via a SPDT, 1 Amp, 40 Volt relay. The relay coil is energized and changes state when ALL connected sensors register "Unoccupied". When using multiple sensors, only one sensor per zone needs to have a relay.

Note: Sensor must have power at all times for the relay to function .

MOUNTING CONSIDERATIONS

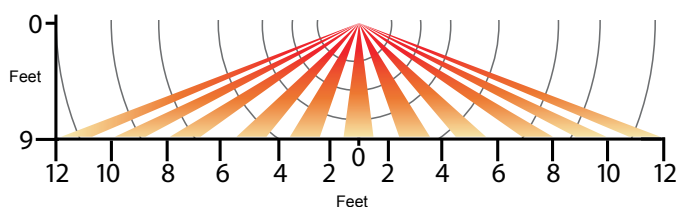
The CM-PDT is provided with 2 self tapping mounting screws. The sensor typically mounts directly to the ceiling tile, or to the metallic grid. However, if desired, the mounting holes are slotted to line up with a standard round or rectangular box (screws not provided).

Note: The ceiling tile provides insulation from stray plenum noises. Only penetrate tile to allow for mounting screws and wires (3 small holes).

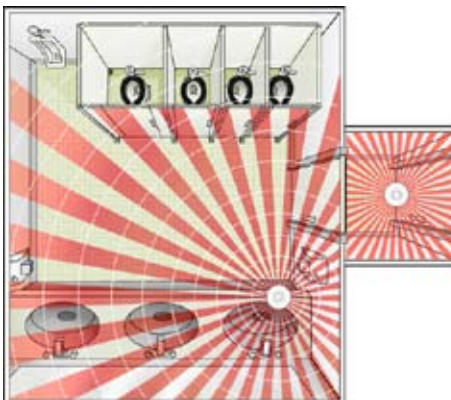
FIELD OF VIEW

The CM-PDT's dome lens provides a maximum viewing angle of 56° in a complete 360° conical pattern. The Microphonics™ detects normal human activity up to 20 feet, but will detect greater distances in spaces with hard floors or very quiet rooms with little or no background noise. Place the sensor along the entrance door wall to prevent it from viewing out into the hallway. Avoid locating the sensor near HVAC air diffusers because the "noise" generated from air flow will decrease the sensitivity of the Microphonics™ sensor.

SIDE VIEW



Multi-Stall Restroom w/Vestibule

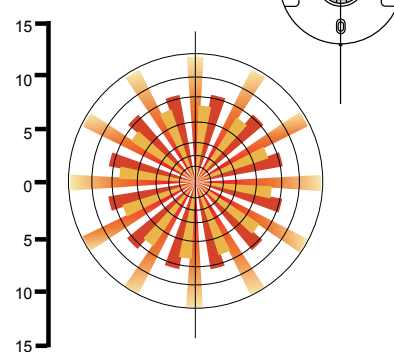


PIR used with PDT

- CM-9 PIR in vestibule initiating the light "On"
- Microphonics™ in CM-PDT is activated by the CM-9.
- CM-PDT detects occupants in stalls

Note: For maximum distance place the sensor so that the screw axis is positioned with the entrance axis.

TOP VIEW



WARRANTY: Sensor Switch, Inc. warrants these products to be free of defects in manufacture and workmanship for a period of sixty months. Sensor Switch, Inc., upon prompt notice of such defect will, at its option, provide a Returned Material Authorization number and a replacement product.

LIMITATIONS AND EXCLUSIONS: This Warranty is in full lieu of all other representation and expressed and implied warranties (including the implied warranties of merchantability and fitness for use) and under no circumstances shall Sensor Switch, Inc. be liable for any incidental or consequential property damages or losses.



SENSOR SWITCH, INC.

Order from www.goodmart.com □
or 877-402-6100

revised 06/13/2006
copyright Sensor Switch, Inc. 2006