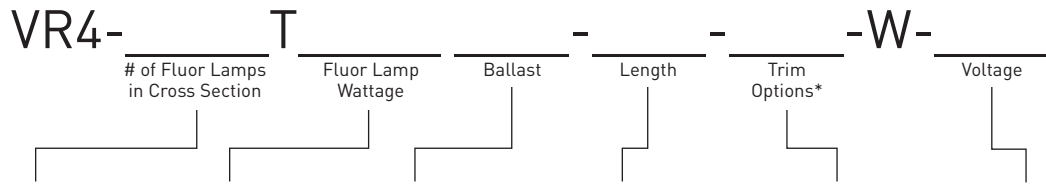
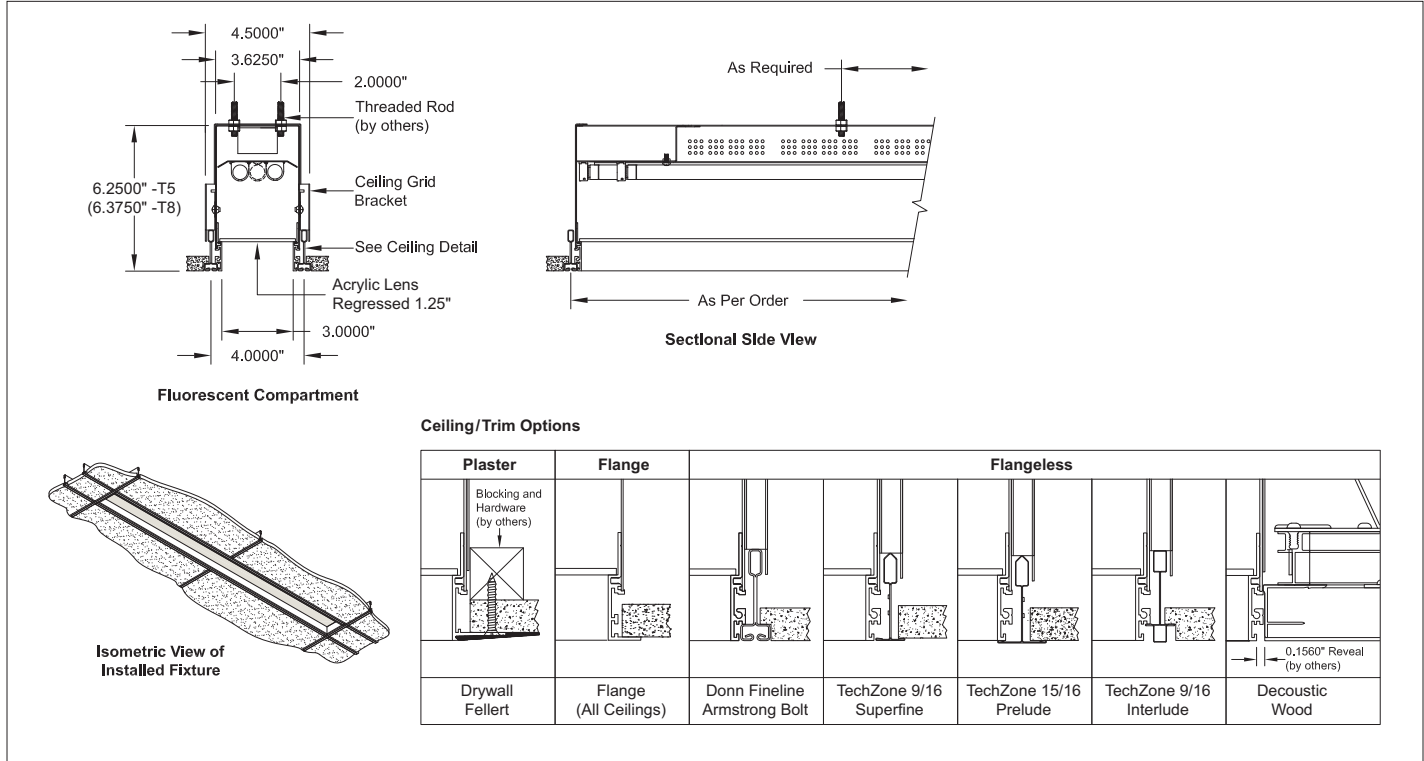


Fluorescent Slot, Regressed Lens

T5



# of Fluor in Cross Section	Fluor Wattage	Ballast (Specify below)	Length (Nominal)	Trim Options*	Voltage
<input type="checkbox"/> 1	See Configurations (Pages 2-3)	<input type="checkbox"/> E (Electronic) Std.	<input type="checkbox"/> 24" <input type="checkbox"/> 72"	<input type="checkbox"/> P (Plaster)	<input type="checkbox"/> 1 (120V)
<input type="checkbox"/> 2		<input type="checkbox"/> D (Dimming) †	<input type="checkbox"/> 36" <input type="checkbox"/> 84" <input type="checkbox"/> 48" <input type="checkbox"/> 96" <input type="checkbox"/> 60" <input type="checkbox"/> Custom (specify)	<input type="checkbox"/> F (Flange) <input type="checkbox"/> X (Flangeless)	<input type="checkbox"/> 2 (277V)

† Specify Ballast (required)

* P=Plaster: For use with Drywall and Fellert.
 F=Flange: For use with all ceiling conditions.
 X=Flangeless: For use with Donn Finline 9/16, Armstrong Bolt Slot 9/16, TechZone 9/16 Superfine, TechZone 15/16 Prelude, TechZone 9/16 Interlude, Decoustic and Wood.

Description
Fluorescent slot with regressed lens.

Features

- Standard Lens: DuraFrost acrylic.
- Shiplapped lenses for sections longer than 96".
- Lengths made-to-measure (Refer to Pages 2-3)
- Continuous run length configurations with fully illuminated corners.
- Below ceiling access to ballast and wiring.

Fixture Specifications

Finish: White (std), custom available.
 Weight: Approx. 6 lbs. per linear foot.
 Ceiling Cutout: Refer to Pages 2-3

Electrical

- Power Consumption: Per specification.
- Ambient temperature 100 °F. maximum.
- Integral electronic ballast(s), thermally protected.
- Through branch wiring capable.

Options (Consult factory)

- Lenses: Specify on Page 4
- Occupancy sensor, daylight control module and EM pack
- HVAC, fire sprinkler, surveillance or public address systems integration.
- Nippo, Feelux, or Lumilux Seamless lamping

Photometry: Page 5

Mounting

- Threaded rod, hanger wire or alternate mounting by others, consult factory.



Single Lamp Configurations

T5

VR4

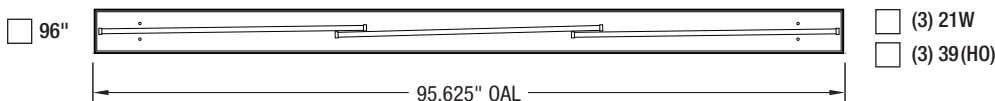
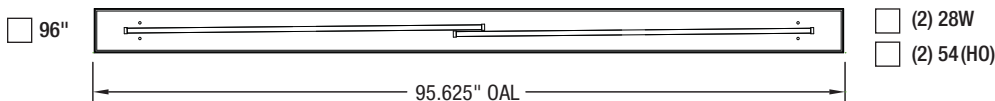
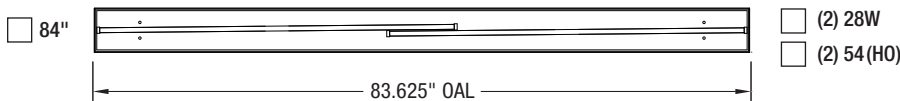
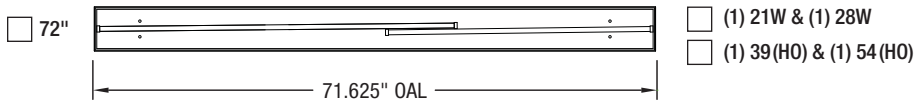
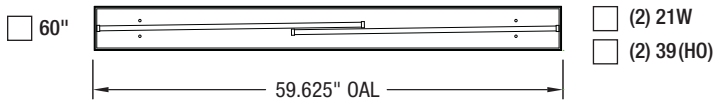
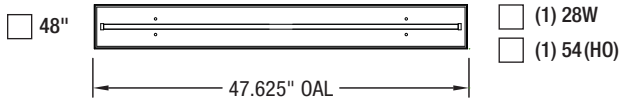
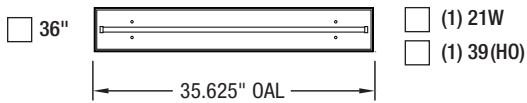
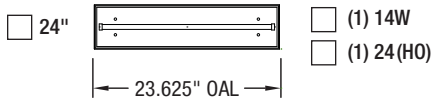
Job Name: _____ Fixture Type: _____

- 1 - Choose fixture configuration
 - 2 - Select desired fluorescent lamp wattage
- Custom configurations upon request

For fixture installation dimensions per trim type, follow formula below

Plaster	Furthest extent of tape-in flange Length: OAL + 1.5", Width: 5.125"
	Ceiling cut out Length: OAL + 0.125", Width: 3.75"
Flange	Furthest extent of overlap flange Length: OAL + 0.625", Width: 4.25"
	Ceiling cut out Length: OAL + 0.125", Width: 3.75"
Flangeless	Opening for Wood/Tile/Decoustic ceilings Length: OAL + 0.125", Width: 3.75"
	CTC Grid spacing for T-Grid/ATC systems Length: OAL + 0.375", Width: 4"

Example: Flangeless 48" (Nom) VR4 in Decoustic ceiling
Length: 47.625" + 0.125" = 47.75" x 3.75" Wide



Starfire's patent pending EvenGlow™ system eliminates lamp/socket imaging and bright spots.

Double Lamp Configurations

T5

VR4

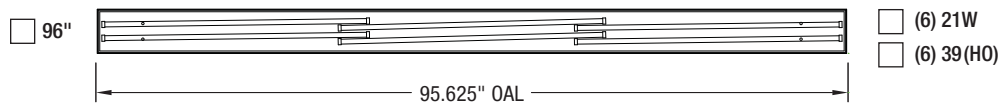
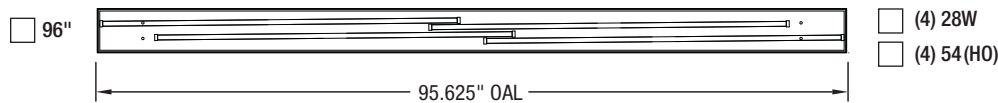
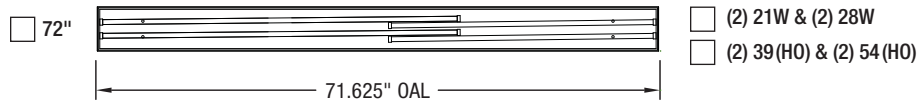
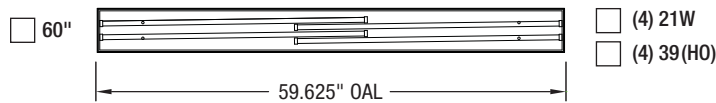

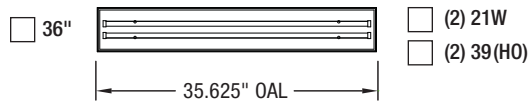
Job Name: _____ Fixture Type: _____

- 1 - Choose fixture configuration
 - 2 - Select desired fluorescent lamp wattage
- Custom configurations upon request

For fixture installation dimensions per trim type, follow formula below

Plaster	Furthest extent of tape-in flange Length: OAL + 1.5", Width: 5.125"
	Ceiling cut out Length: OAL + 0.125", Width: 3.75"
Flange	Furthest extent of overlap flange Length: OAL + 0.625", Width: 4.25"
	Ceiling cut out Length: OAL + 0.125", Width: 3.75"
Flangeless	Opening for Wood/Tile/Decoustic ceilings Length: OAL + 0.125", Width: 3.75"
	CTC Grid spacing for T-Grid/ATC systems Length: OAL + 0.375", Width: 4"

Example: Flangeless 48" (Nom) VR4 in Decoustic ceiling
Length: 47.625" + 0.125" = 47.75" x 3.75" Wide



Starfire's patent pending EvenGlow™ system eliminates lamp/socket imaging and bright spots.

VR4

Job Name:

Fixture Type:

Fluorescent Options

	Acrylic Lenses	Lens Efficiency	Cat. No.
<input type="checkbox"/>	DuraFrost (2067-P95)	81%	(standard)
<input type="checkbox"/>	2447-P95	47%	47P
<input type="checkbox"/>	D-Glare, Hi-Def	93%	DH

For other lens options, consult factory.

VR4 Fluorescent Slot, Regressed Lens

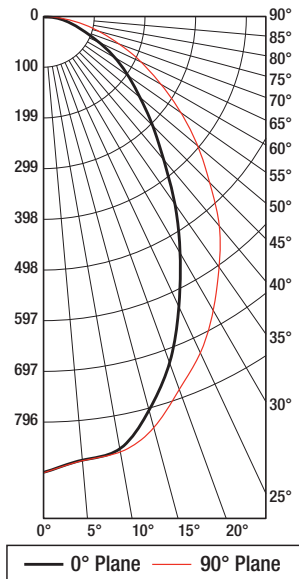
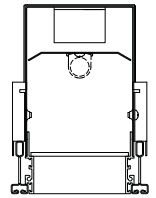
Fixture Photometrics

Photometry reports for other fixture configurations, consult factory

1- T5 Lamp

28 Watt

DuraFrost Acrylic Lens



Candela Distribution

	0	45	90
0	896	896	896
5	875	886	874
15	835	812	800
25	728	679	628
35	601	526	449
45	461	370	303
55	329	247	203
65	212	151	120
75	113	73	60
85	31	20	19
90	7	5	5

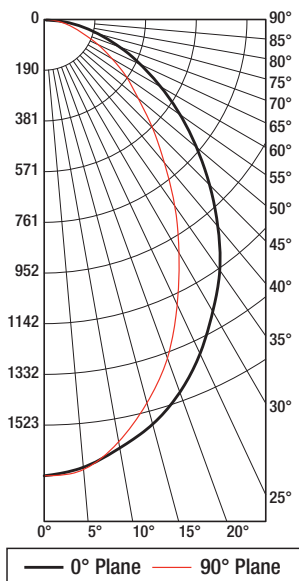
Zonal Lumen Summary

	1.25	5
5	5	42
10	10	82
15	15	116
20	20	141
25	25	157
30	30	165
35	35	165
40	40	158
45	45	146
50	50	131
55	55	115
60	60	97
65	65	79
70	70	59
75	75	42
80	80	27
85	85	12
90	90	2

Utilization

RC	80				70				50			30			10			Flux
RW	70	50	30	10	70	50	30	10	50	30	10	50	30	10	50	30	10	0
0	72	72	72	72	70	70	70	70	67	67	67	64	64	64	61	61	61	60
1	66	64	61	59	65	62	60	58	60	58	56	57	56	55	53	53	53	52
2	61	56	53	50	59	55	52	49	53	50	48	51	49	47	45	45	45	44
3	56	50	46	42	55	49	45	42	48	44	41	46	43	40	39	39	39	38
4	52	45	40	36	50	44	40	36	43	39	36	41	38	35	34	34	34	34
5	48	41	36	32	47	40	35	32	39	35	32	38	34	31	30	30	30	30
6	45	37	32	28	43	36	32	28	35	31	28	34	31	28	27	27	27	26
7	42	34	29	25	41	33	29	25	33	28	25	32	28	25	24	24	24	24
8	39	31	26	23	38	31	26	23	30	26	23	29	25	23	22	22	22	22
9	36	29	24	21	36	28	24	21	28	24	21	27	23	21	20	20	20	20
10	34	27	22	19	34	26	22	19	26	22	19	25	22	19	18	18	18	1

Total Luminaire Efficiency: 60.10%



Candela Distribution

	0	45	90
0	1713	1713	1713
5	1687	1676	1696
15	1573	1542	1491
25	1384	1284	1181
35	1149	985	855
45	879	708	575
55	623	464	379
65	398	280	224
75	209	136	112
85	59	38	35
90	13	10	9

Zonal Lumen Summary

	1.25	10
5	5	80
10	10	154
15	15	218
20	20	266
25	25	297
30	30	311
35	35	312
40	40	300
45	45	278
50	50	248
55	55	217
60	60	183
65	65	147
70	70	111
75	75	78
80	80	50
85	85	23
90	90	3

Utilization

RC	80				70				50			30			10			Flux
RW	70	50	30	10	70	50	30	10	50	30	10	50	30	10	50	30	10	0
0	68	68	68	68	66	66	66	66	63	63	63	61	61	61	58	58	58	57
1	63	60	58	56	61	59	57	55	56	55	53	54	53	52	50	50	50	49
2	57	53	50	47	56	52	49	46	50	48	45	48	46	44	42	42	42	42
3	53	47	43	40	52	47	43	40	45	42	39	43	41	38	37	37	37	36
4	49	43	38	35	48	42	38	34	40	37	34	39	36	33	32	32	32	32
5	45	39	34	30	44	38	33	30	37	33	30	36	32	30	28	28	28	28
6	42	35	30	27	41	35	30	27	34	30	27	33	29	26	25	25	25	25
7	39	32	27	24	38	32	27	24	31	27	24	30	26	24	23	23	23	22
8	37	29	25	22	36	29	25	22	28	24	22	28	24	22	20	20	20	20
9	34	27	23	20	34	27	23	20	26	22	20	26	22	20	19	19	19	19
10	32	25	21	18	32	25	21	18	24	21	18	24	20	18	17	17	17	1

Total Luminaire Efficiency: 56.70%

2- T5 Lamps

28 Watt

DuraFrost Acrylic Lens

