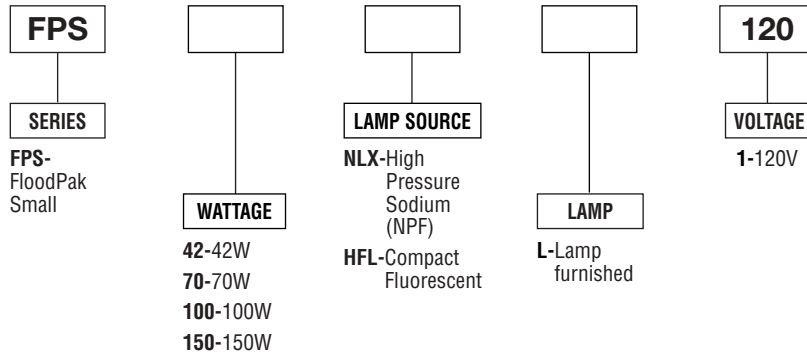


FloodPak Series FPS



ORDERING INFORMATION

Catalog Number: Example: FPS150NLXL-1



HID units supplied with clear medium base lamp.

ACCESSORIES

FPSKNUCKLE - 1/2" Adjustable Knuckle.

FPSARM - Shoebox Arm. Converts FloodPak to pole-mount (minimum 4" square pole).

FP2 - Single hole round cover for use with standard 4" round surface boxes.

FP4A - Single hole FS style cover cover for use on standard single gang FS boxes.

FP4B - Three hole FS style cover cover for use on standard single gang FS boxes.

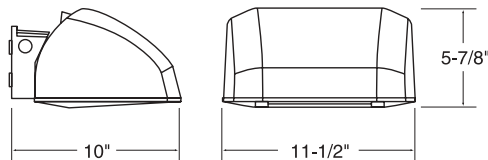
FPSSHIELD - Vandal Shield. Helps protect lens and lamp from breakage.

Clear polycarbonate shield snaps in place over glass lens.

FPSRPA - Round pole adapter.

FPS552 - Replacement Lens.

TECHNICAL INFORMATION



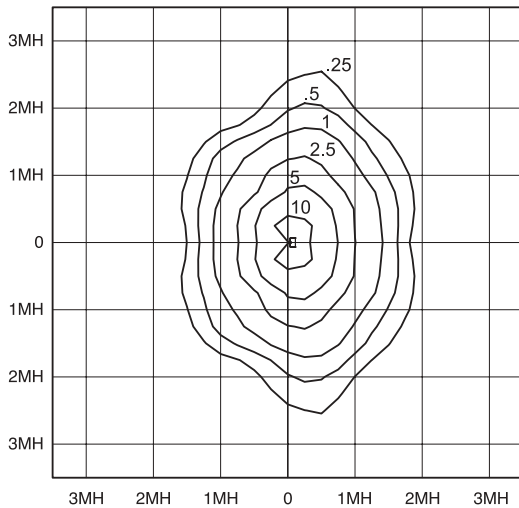
PRODUCT SPECIFICATIONS

- The FloodPak is a perfect blend of architectural design and performance.
- The FloodPak can be surface mounted in various positions. Use it as a cut-off wallpack or tip it up 22.5° for forward throw with semi-cut-off. Tip it up 45° for floodlighting, or turn it over and use it for indirect/accent lighting.
- The FloodPak can also be pole mounted or ground mounted using mounting accessories.
- Precision die cast aluminum construction. All exposed hardware is stainless steel.
- Duraplex II dark bronze polyester powder finish is standard but the FloodPak is available in a variety of designer colors.
- Hinged door frame with clear tempered glass lens.
- Multi-faceted reflection system provides uniform distribution.
- Injection molded triple finger silicone gasket.
- UL wet location listed for above or below horizontal aiming.
- Complete with a UL approved mounting box rated for 90°C supply wire with integral bubble level.
- Integral heat sink ensures cool operation.
- Meets IESNA cut-off requirements.
- Contractor Friendly design with integral cable permitting easy, hands free wiring.

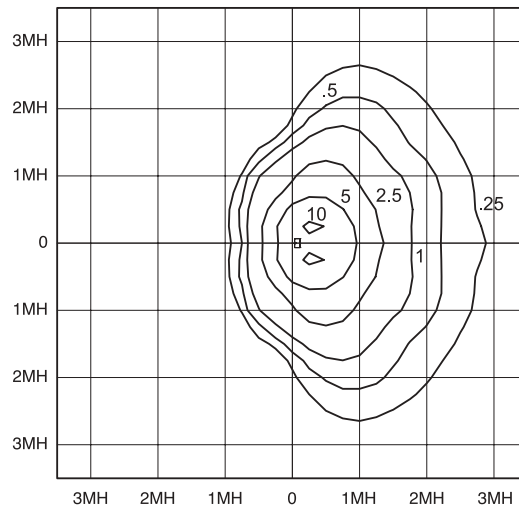


UL Wet Location Listed.

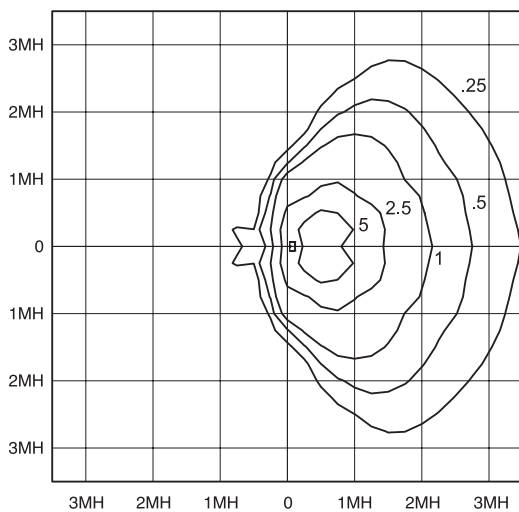
PHOTOMETRICS



FPS150NLXL-1 @ 0°



FPS150NLXL-1 @ 22.5°



FPS150NLXL-1 @ 45°

FOOTCANDLE CORRECTION

Multiply the following factors times the footcandle values for changes in mounting height.

To Change from 15'

New Hght.	8'	10'	15'	20'
Factor	3.5	2.3	1.0	0.6

LAMP AND WATT CONVERSIONS

Lamp	50W	70W	100W	150W
Multiplier	.25	0.4	.59	1.0

MOUNTING OPTIONS



0° Down



22.5° Down



45° Down



0° Up



22.5° Up



45° Up