



3" LED ADJUSTABLE DOWNLIGHT

Small aperture LED downlight fully adjustable with ELEMENT's unique patent pending high-low lamp positioning. Innovative design allows the LED to be positioned closer to the aperture for maximum light output and efficiency or higher to minimize glare and flash on the trim. Additional adjustability allows for tool-free hot aiming including 0°- 40° tilt and 361° rotation for no dead spots. Aiming functions are all lockable.

LAMPING & OPTICS

- 1074 net lumens at 3000K
- 56 net lumens per watt at 3000K
- CA Title 24 Compliant
- 2700K, 3000K, 3500K
- 86+ CRI
- Minimum 3-step color binning
- Field-changeable optic: 15°, 25°, 40° (CBCP: 5618, 3856, 1575 respectively)
- Accepts two optical controls and an optional trim mounted lens

POWER/POWER SUPPLY

- Consumes 19 watts
- Constant current driver with +.9 power factor and +80% efficiency
- Dimmable with ELV or incandescent dimmer to 2%-15% (typical) depending on dimmer; see ELEMENT-Lighting.com for compatibility
- Optional Lutron Hi-Lume™ driver offers 1% dimming

TRIMS

- Die cast aluminum with minimal thickness
- Lensed and shower aperture includes Solite™ soft focus lens at aperture
- White can be field painted to match adjacent finishes
- Accommodates up to 2.5" ceiling thickness, depending on trim

HOUSING

- Non-IC: 11.5" x 17.5" x 6", IC: 11.5" x 17.5" x 9"
- Constructed of heavy gauge cold rolled steel with durable matte black powder coat finish
- 3-7/8" ceiling opening
- Airtight and available in IC, Non-IC or Chicago Plenum
- Includes integral junction box approved for branch circuit through wiring
- ETL listed. Damp listed. Shower version wet listed.

INSTALLATION

- Includes adjustable hanger bars. Includes butterfly brackets that attach to the side of the housing and are vertically adjustable with a wing nut.
- Incorporates integral gunsights for positioning with laser level or string

DIMMING / PHOTOMETRICS / REVIT

- See www.ELEMENT-Lighting.com


3 inch

square and round


LED
adjustable
downlight

www.ELEMENT-Lighting.com


SQUARE TRIMS




FLANGELESS BEVEL



FLANGELESS FLAT



FLANGED BEVEL



FLANGED FLAT

ROUND TRIMS



FLANGELESS BEVEL



FLANGELESS FLAT




FLANGED BEVEL

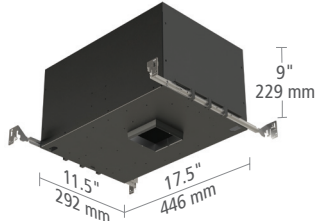


FLANGED FLAT


3" HOUSING



NON-IC AIRTIGHT



IC AIRTIGHT



CHICAGO PLENUM

ORDERING GRIDS

HOUSING

PRODUCT SERIES	CEILING APPEARANCE	LAMP	BEAM SPREAD	FUNCTION	HOUSING RATING	DRIVER	VOLTAGE
E3R ELEMENT 3" ROUND	LF FLANGELESS FF FLANGED	-L2 LED 2700K -L3 LED 3000K	1 15° 2 25°	A ADJUSTABLE	I IC AIRTIGHT N NON-IC AIRTIGHT	STANDARD -HL LUTRON	120 VOLT -240 240 VOLT
E3S ELEMENT 3" SQUARE		-L5 LED 3500K	4 40°		C CHICAGO PLENUM	HI-LUME*	-277 277 VOLT
				A			

* HI-LUME ONLY AVAILABLE IN CHICAGO PLENUM HOUSING. HI-LUME NOT COMPATIBLE WITH ROUND FLANGELESS HOUSING. HI-LUME NOT AVAILABLE IN 240 VOLT.

TRIM

PRODUCT SERIES	CEILING APPEARANCE	TRIM STYLE	APERTURE	FINISH
E3R ELEMENT 3" ROUND	L FLANGELESS UP TO 1" CEILING THICKNESS F FLANGED UP TO 1" CEILING THICKNESS	B BEVEL F FLAT	-O NO LENS -H SHOWER -L LENSED	Z ANTIQUE BRONZE B BLACK S SATIN NICKEL W WHITE
E3S ELEMENT 3" SQUARE	F15 FLANGED 1.1"-1.5" CEILING THICKNESS F20 FLANGED 1.6"-2.0" CEILING THICKNESS F25 FLANGED 2.1"-2.5" CEILING THICKNESS			

REPLACEMENT OPTIC

	BEAM SPREAD
351LEDHIOPT	15 15° 25 25° 40 40°
351LEDHIOPT	



2013 Tech Lighting, L.L.C. All rights reserved. The "Element" graphic is a registered trademark of Element. Element reserves the right to change specifications for product improvements without notification.

ELEMENT
by Tech Lighting

FIXTURE TYPE

JOB NAME

NOTES