

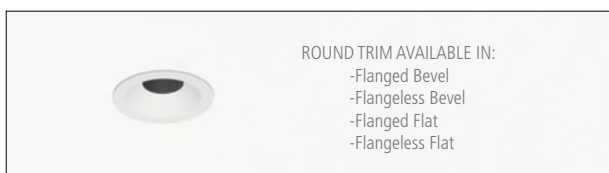
ELEMENT



3" Round LED Downlight with Flangeless Flat Trim / 6" Incandescent Round Open Flangeless

©2008 Blue Lemon Photos, All rights reserved.

ELEMENT 3" LED Downlight

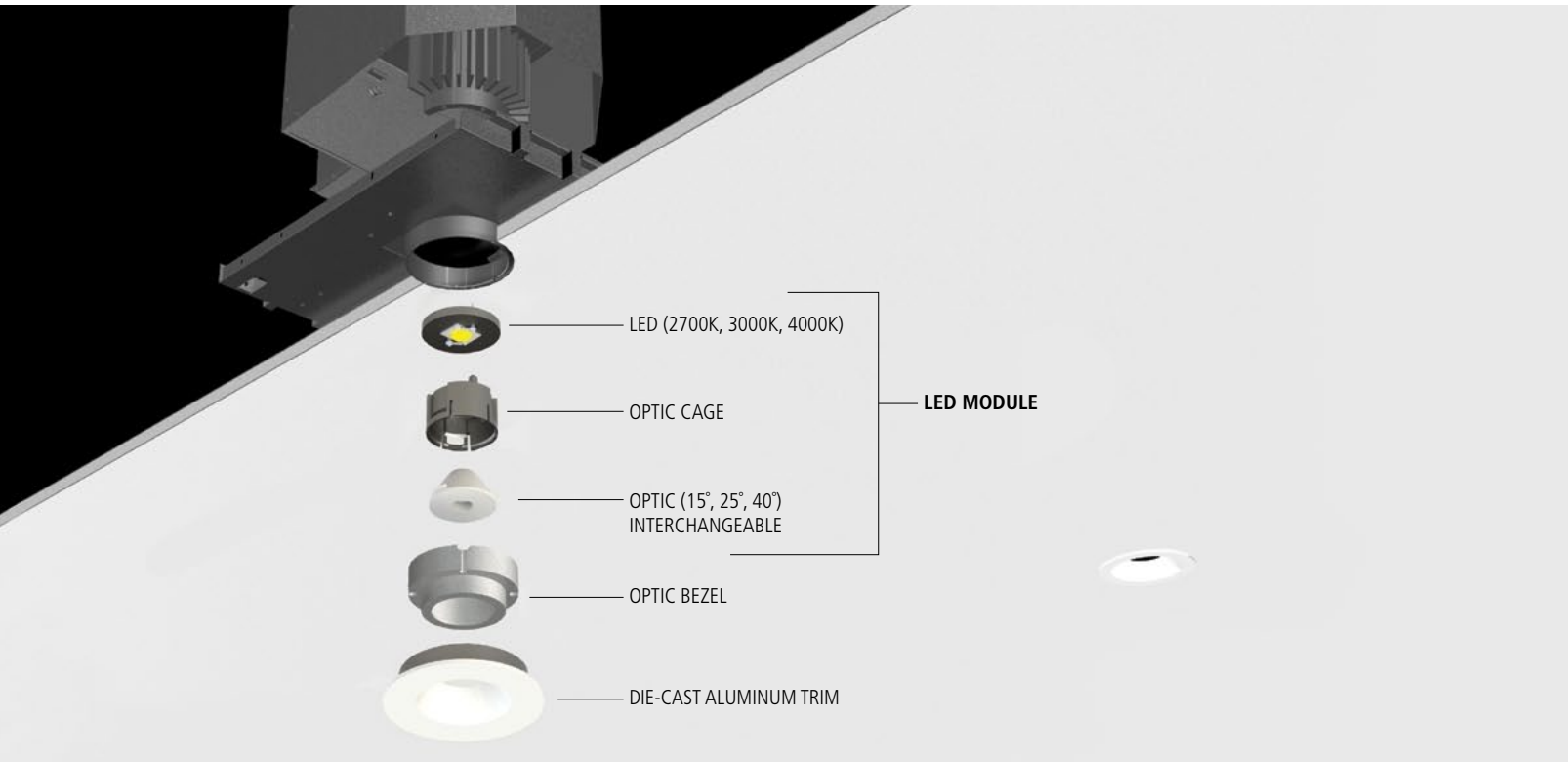


Small aperture LED downlight with architectural appearance. LED module and optics are modular for ease of replacement.

Winner of 2010 Lightfair International Innovation Award.

ELEMENT

ELEMENT 3" LED Downlight



PRODUCT DETAILS

SPECIFICATIONS

- Output: 856 net lumens (Net of LED optic and non-lensed trim)
- Power Consumption: 18 watts
- Efficacy: 48 net lumens/watt
- Color Temperature: 2700K, 3000K or 4000K
- CRI: 86
- Center Beam Candle Power:
 - 15°: 5352 CBCP
 - 25°: 3147 CBCP
 - 40°: 1481 CBCP
- Life: 50,000 hours to 70%
- No UV rays
- Dimmable to 10% with most standard incandescent dimmers
- Minimum Waste: heat sink stays with fixture at end of LED module life
- No mercury and ROHS compliant
- 5-year Warranty

TRIM OPTIONS

Die cast aluminum with minimal thickness. Lensed or open aperture. Lensed and shower aperture include Solite™ soft focus lens at aperture; secured with spring. Back of all trims painted matte black. Available in antique bronze, black, satin nickel, white. White can be field painted to match adjacent finishes. Accommodates up to 2.5" ceiling thickness, depending on trim.

LAMP

Field-replaceable proprietary 18 watt LED module. Three interchangeable optics: 15°, 25° and 40°.

HOUSING

3.5" ceiling opening. Constructed of heavy gauge cold rolled steel and die cast plaster plate (flangeless only) with durable matte black powder coat finish to maintain dark aperture. Airtight and available in IC, non-IC, or Chicago Plenum. Includes integral junction box approved for branch circuit through wiring. ETL listed. Damp listed. Shower version wet listed.

POWER SUPPLY

18 watt isolated; Dimmable digital logic controller operated in constant current mode. Dimmable with most standard incandescent dimmers. 120 volt input.

INSTALLATION

Includes butterfly brackets that attach to the side of the housing and are vertically adjustable with a wing nut. Also includes steel nailer bars. Integral gunsights for positioning with laser levels or string ensure consistent alignment during installation. Flangeless trim units include die cast plaster plate with no-fill collar that installs after the ceiling to prevent cracking by unifying the plate, ceiling, and housing. Plaster plate is to be mudded over directly up to the aperture for seamless appearance.

ORDERING GRIDS

HOUSING

PRODUCT SERIES	CEILING APPEARANCE	TRIM STYLE	LAMP	BEAM SPREAD	FUNCTION	HOUSING RATING
E3R ELEMENT 3" ROUND	F FLANGED L FLANGELESS	B BEVEL F FLAT	-L2 LED 2700K -L3 LED 3000K -L4 LED 4000K	1 15° 2 25° 4 40°	D DOWN	I IC AIRTIGHT N NON-IC AIRTIGHT C CHICAGO PLENUM
E3S ELEMENT 3" SQUARE						


TRIM

PRODUCT SERIES	CEILING APPEARANCE	TRIM STYLE	APERTURE	FINISH
E3R ELEMENT 3" ROUND	F FLANGED UP TO 1" CEILING THICKNESS	B BEVEL	-O NO LENS -H SHOWER -L LENSED	Z ANTIQUE BRONZE B BLACK S SATIN NICKEL W WHITE
E3S ELEMENT 3" SQUARE	F15 FLANGED 1.1"-1.5" CEILING THICKNESS F20 FLANGED 1.6"-2.0" CEILING THICKNESS F25 FLANGED 2.1"-2.5" CEILING THICKNESS L FLANGELESS UP TO 1" CEILING THICKNESS	F FLAT		

AVAILABLE TRIM OPTIONS




SQUARE FLANGED BEVEL



SQUARE FLANGED FLAT



SQUARE FLANGELESS BEVEL



SQUARE FLANGELESS FLAT




ROUND FLANGED BEVEL



ROUND FLANGED FLAT

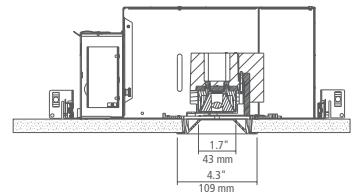
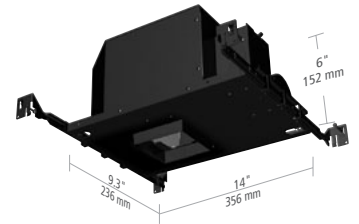


ROUND FLANGELESS BEVEL

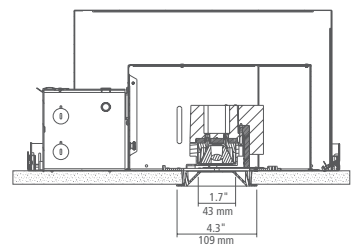
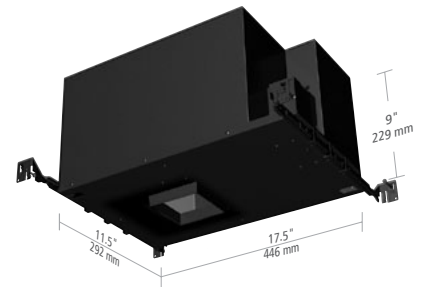


ROUND FLANGELESS FLAT

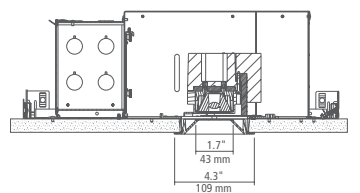
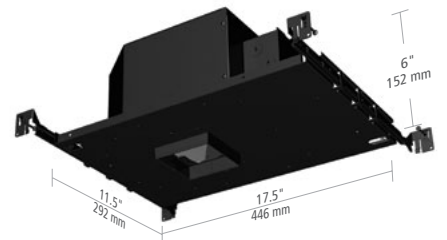
HOUSING



NON-IC AIRTIGHT, SHOWN AS FLANGED



IC AIRTIGHT, SHOWN AS FLANGED



CHICAGO PLENUM, SHOWN AS FLANGED

SPECIFIER GRIDS

HOUSING

PRODUCT SERIES	CEILING APPEARANCE	TRIM STYLE	LAMP	BEAM SPREAD	FUNCTION	HOUSING RATING
E3R ELEMENT 3" ROUND	F FLANGED L FLANGELESS	B BEVEL F FLAT	-L2 LED 2700K -L3 LED 3000K -L4 LED 4000K	1 15° 2 25° 4 40°	D DOWN	I IC AIRTIGHT N NON-IC AIRTIGHT C CHICAGO PLENUM
E3S ELEMENT 3" SQUARE						
Round: E3R	_____	_____	-	_____	D	_____
Square: E3S	_____	_____	-	_____	D	_____

TRIM

PRODUCT SERIES	CEILING APPEARANCE	TRIM STYLE	APERTURE	FINISH
E3R ELEMENT 3" ROUND	F FLANGED UP TO 1" CEILING THICKNESS F15 FLANGED 1.1"-1.5" CEILING THICKNESS	B BEVEL F FLAT	-O NO LENS -H SHOWER	Z ANTIQUE BRONZE B BLACK
E3S ELEMENT 3" SQUARE	F20 FLANGED 1.6"-2.0" CEILING THICKNESS F25 FLANGED 2.1"-2.5" CEILING THICKNESS L FLANGELESS UP TO 1" CEILING THICKNESS		-L LENSED	S SATIN NICKEL W WHITE
Round: E3R	_____	_____	-	_____
Square: E3S	_____	_____	-	_____

FIXTURE TYPE: _____

JOB NAME: _____

NOTES: _____



7400 Linder Ave
Skokie, IL 60077
T 847 410 4400
F 847 410 4500

www.element-lighting.com