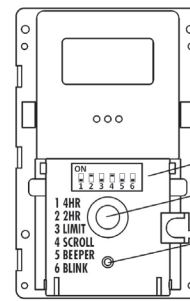


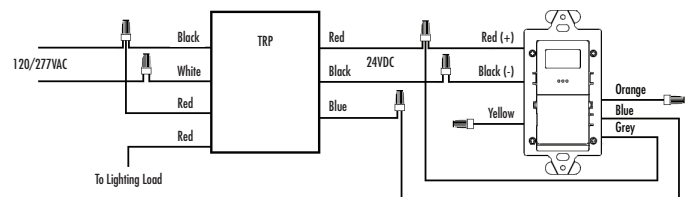
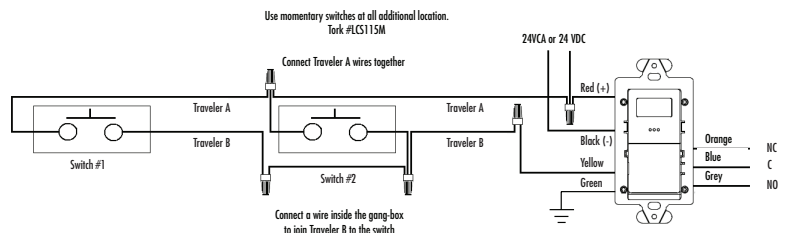
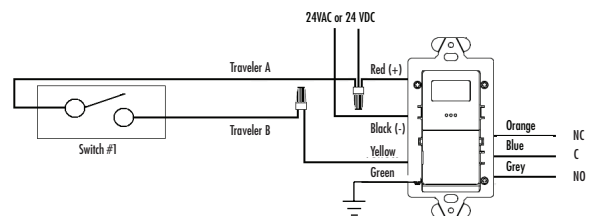
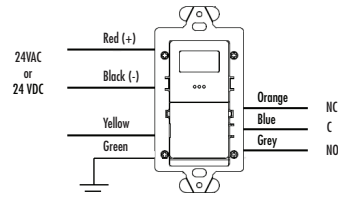


## DIP SWITCH SETTINGS



- ON - SWITCH UP
- OFF - SWITCH DOWN
- TIMER BUTTON
- RESET BUTTON

## WIRE DIAGRAM



## SS410 SERIES LOW-VOLTAGE DIGITAL AUTO-OFF IN-WALL TIMER

### APPLICATIONS

- Offices, meeting rooms.
- Energy code timed override.
- Exhaust fans.
- Equipment room and storage spaces.

### FEATURES

#### ENERGY CODE PRESET:

2 hour timing for Title 24 and IECC (default).  
4 hour timing for ASHRAE 90.1 (with quick dip switch adjustment).

#### PROGRAMMABLE:

5 minutes to 24 hour:

- 5 minute steps from 5 minutes to 1 hour.
- 10 minute steps from 1 to 4 hours.
- 30 minute steps from 4 to 12 hours.
- 1 hour steps from 12 to 24 hours.

#### SCROLL LOCK:

Limits user adjustment to a maximum equal to the preset time.

#### FLASH WARNING:

Optional one second flicker turns load off/on 2 minutes before end of time cycle.

#### BEEPER WARNING:

Optional beep will sound every 15 seconds during the last 2 minutes of the time cycle.

#### TAMPER RESISTANT:

Wall plate locks access to dip switch adjustments.

#### THREE-WAY & MULTI-WAY:

Three-way compatible with existing switch. Multi-way requires momentary switches at the additional locations. Maximum distance 100 feet.

#### DISPLAY:

Backlit LCD Display.

#### COLOR:

White (single gang decorator wall plate included).

#### WIRING:

Low Voltage Class 2.

#### INPUT VOLTAGE:

24VDC or 24VAC 50/60Hz



## ORDERING INFO

CAT. NO.	UPC CODE	INPUT SUPPLY (VAC) 50/60 Hz	SWITCH TYPE	COLOR
----------	----------	--------------------------------	-------------	-------

SS410	14033	24VDC/24VAC	SPDT	White
-------	-------	-------------	------	-------

## CONTACT RATINGS

VOLTAGE	RATING	VOLTAGE (VAC)	RATING
---------	--------	---------------	--------

28VDC	1A Max	24	0.5 Max
-------	--------	----	---------

Minimum Load 1ma @5V