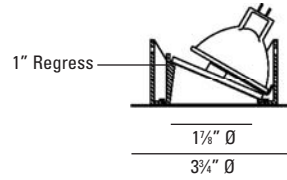


# Sliver Low Voltage Halogen

## Wall Wash

# 5998 5999



For trimless application add 325CCR

### LUMINAIRE INFORMATION

#### APPLICATION:

Accent luminaire for Residential, Commercial, Retail or Hospitality environments.

#### MATERIALS:

Trim: Die cast aluminum / steel. Torsion spring mounting.

**5998** - Vertical Groove Black Baffle

**5999** - White Cone

Lens: MultiTex proprietary molded low-iron lens.

**LAMP:** (not included) When using IR lamps, 37W Max. Must use 25° lamp for optimum wall wash performance. (1) 50W max. MR16 GU5.3

#### TRANSFORMER:

Low voltage solid state electronic.

Note: Due to transformer / dimmer match some dimmers may cause transformer hum. Check with dimmer manufacturer for suitability.

#### VOLTAGE:

Specify 120V or 277V.

### HOUSING INFORMATION

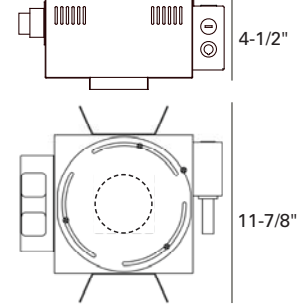
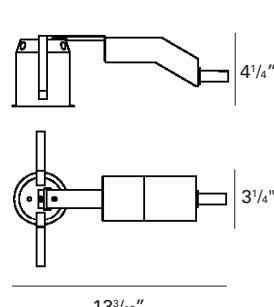
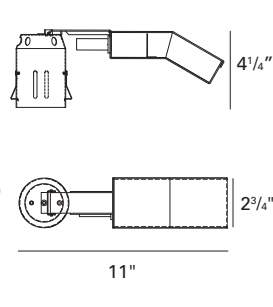
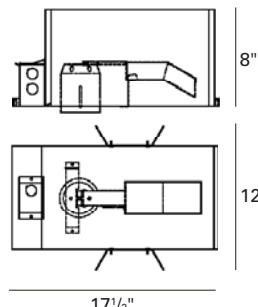
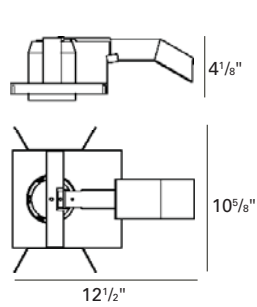
New Construction - **325NC**  
Remote Transformer - **325RM**

IC/Airtight  
**325IC**

Retrofit  
**325RT-35** (35W max.)

Retrofit  
**325RT-50**

New Construction HX  
**HX325**



### HOW TO SPECIFY

Trim	Finish	Use "HX" for HX Housing	Housing	Voltage	Accessories
<p><b>5998</b> - Vertical Groove Black Baffle</p> <p><b>5999</b> - White Cone</p> <p>Sliver Wall Wash, 50W Max. MR16 GU5.3</p>	<p><b>10</b> - White</p> <p><b>12</b> - Brushed Stainless Steel</p> <p><b>21</b> - Black</p> <p><b>22</b> - Textured White</p> <p><b>28</b> - Metalized Grey</p>	<p><b>HX</b></p> <p>Only specify HX here when specifying HX Housing</p>	<p><b>325NC</b> - New Construction</p> <p><b>325IC</b> - IC/Airtight</p> <p><b>325RM</b> - Remote Transformer</p> <p><b>325RT-35</b> - Retrofit (35W max.)</p> <p><b>325RT-50</b> - Retrofit</p> <p><b>HX325</b> - Trimmed version - If using adjustable trim, note that 40° max tilt and compatible with up to 5/8" thick ceiling max.</p> <p><b>HX325FLR</b> - Trimless Square - If using adjustable trim, note that 25° max tilt and compatible with up to 1" thick ceiling max.</p>	<p><b>120V</b></p> <p><b>277V</b></p>	<p><b>ER</b> - Emergency Relay</p> <p><b>325CCR</b> - Trimless Adapter *</p> <p>*Not needed when ordering HX housings</p>

#### CEILING CUT OUT:

3 3/8" Ø

#### LISTINGS:

Dry/damp location.

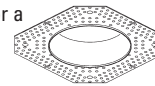


IC/Airtight housing meets Washington state airflow requirement and ASTM E283.

IBEW union made.

#### NOTES:

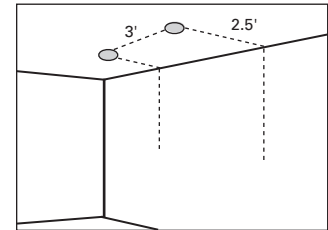
- Maximum ceiling thickness 1 inch. Consult factory for other ceiling conditions.
- No lens options available.
- Use 325CCR trimless adapter for a smooth flush Sliver installation.



#### MultiTex™

Glass lens with five different surface textures for maximum uniformity.

#### PHOTOMETRICS:



Distance From Ceiling in Feet	3' on center					
	0.5	1.7	1.8	1.5	1.7	1.8
1.5	6.6	7.0	5.9	6.7	7.0	
2.5	11.1	12.0	10.0	11.1	12.1	
3.5	12.6	13.4	11.8	12.7	13.6	
4.5	11.1	11.6	10.9	11.2	11.7	
5.5	8.6	8.8	8.8	8.9	8.9	
6.5	6.7	6.9	6.9	7.0	7.0	
7.5	5.0	5.2	5.1	5.3	5.3	

Lamp: 50W MR16 GU5.3 25°, Reflectances: 0.8, 0.5, 0.2 LLF: 0.8