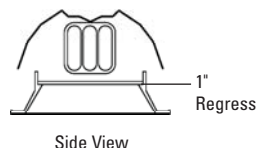


# BEVEL® Compact Fluorescent

## Downlight



7 3/4" x 3 5/16"  
9" x 4 1/2"  
Outer Trim 10" x 5 1/2"



# 9700

### APPLICATION:

Accent luminaire for Residential, Commercial, Retail or Hospitality environments.

### MATERIALS:

Trim: Die cast aluminum with torsion spring mounting.  
Housing: All-Ways Square™ housing allows alignment of rectangle aperture (up to 15° rotation) after housing installation and prior to finish ceiling installation. Patent pending. Fabricated of 20 ga. galvanized steel with thru wire J-box, 2 in 2 out at min. 90°C, #12 AGW thru branch circuit wiring.  
Housing and trim supplied as one complete unit.  
Trim Lens: Frosted  
Reflector: Specular aluminum.

### LAMP: (not included)

(2) 26W Triple GX24q-3.

### MOUNTING:

Butterfly brackets and adjustable nailer bars with integral nails provided. Nailer bars are extendible from 14" to 24" centers.

### VOLTAGE:

Specify 120V, 277V or 347V.

### BALLAST:

Solid state electronic.

Note: Due to ballast / dimmer match some dimmers may cause ballast hum. Check with dimmer manufacturer for suitability.

### CEILING CUT OUT:

5" x 9"

### LISTINGS:

Dry/damp/wet under covered ceiling.



IBEW union made.

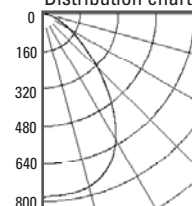


### NOTES:

- Housing included with trim.
- Maximum ceiling thickness 1 inch. Consult factory for other ceiling conditions.
- Maximum 1 lens option.

### PHOTOMETRICS:

Distribution chart

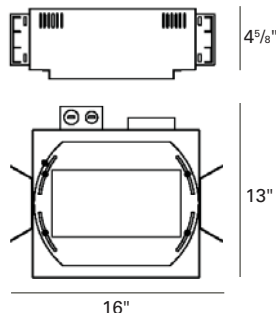


File No.: 09061.ies  
(2) 26W PLT Triple Tube  
GX24q-3  
Frosted lens -  
42.7% Efficiency

## HOUSING INFORMATION

New Construction

### BL425-A



## HOW TO SPECIFY

Trim	Finish	Trim Lens*	Housing	Voltage	Accessories
9700	10	*Frosted is standard unless option is specified	BL235-A	120V	CB27
<b>9700</b> Bevel Trim Downlight, 26W Triple GX24q-3	<b>10 - White</b> 21 - Black 28 - Metalized Grey	B - Borosilicate Clear Lens C - Clear Lens F - Frosted Lens L - Linear Spread Lens P - Prismatic Lens <b>S - Solite</b> U - Anti UV Filter	<b>BL425-A - New Construction</b>	<b>120V</b> 277V 347V	<b>CB27 - 27" C-Channel Bars</b> CB52 - 52" C-Channel Bars DIM - Dimming Ballast (consult factory) EM - Emergency Battery EM is 650 lumens max. Note that housing size may differ. Consult factory.

# USAI®

www.usalighting.com  
info@usalighting.com

1126 River Road  
New Windsor, NY 12553

T 845-565-8500  
F 845-561-1130

©2011. USAI, LLC.  
All rights reserved.  
All designs protected by copyright