

200W M136

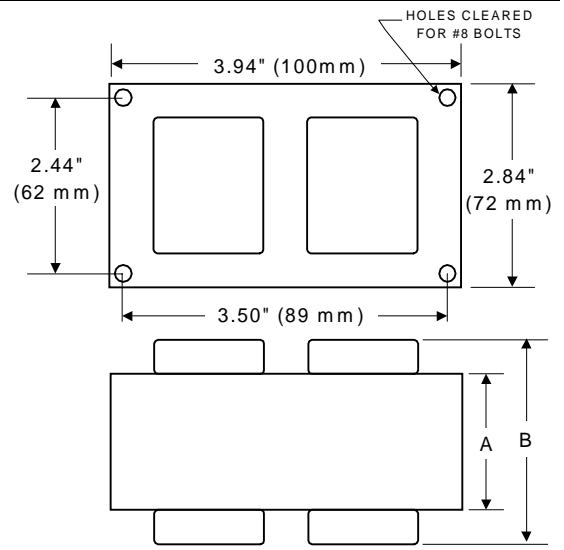
Pulse Start Metal Halide

V90D7310

60 Hz CWA

Input Volts	120	208	240	277
Line Current (Amps)				
Operating	2.00	1.15	1.00	0.85
Open Circuit	1.00	0.60	0.50	0.45
Starting	1.40	0.75	0.70	0.60
Regulation				
Line Volts	±10%	±10%	±10%	±10%
Lamp Watts	±10%	±10%	±10%	±10%
UL Temperature Ratings				
Insulation Class	H	H	H	H
Coil Temperature Code	A	A	A	A
Benchtop Coil Rise	72.4	71.1	70.7	70.8
Input Watts	232 W	232 W	232 W	232 W
NOM. Open Circuit Voltage	240	240	240	240
Power Factor	90%	90%	90%	90%
Current Crest Factor	1.60	1.60	1.60	1.60
Input Voltage At Lamp Dropout	90	156	180	208
MIN. Ambient Starting Temp.	-40°F -40°C	-40°F -40°C	-40°F -40°C	-40°F -40°C
60 HZ TEST PROCEDURES				
High Potential Test (Volts)				
1 Minute	2,000 V	2,000 V	2,000 V	2,000 V
1 Second	2,500 V	2,500 V	2,500 V	2,500 V
Open Circuit Voltage Test (V)	215 - 265	215 - 265	215 - 265	215 - 265
Short Circuit Current Test (A)				
Secondary Current Min	2.10	2.10	2.10	2.10
Max	2.60	2.60	2.60	2.60
Input Current Min	1.00	0.55	0.50	0.45
Max	1.50	0.85	0.75	0.65
Recommended Fuse (Amps)	5	3	3	3
CORE and COIL Specifications				
Dimension (A)	2.50 in	2.50 in	2.50 in	2.50 in
Dimension (B)	3.90 in	3.90 in	3.90 in	3.90 in
Weight (lbs.)	8.0 lb's	8.0 lb's	8.0 lb's	8.0 lb's
Lead Lengths	12"	12"	12"	12"
CAPACITOR Specifications				
Microfarads	16.0 uf	16.0 uf	16.0 uf	16.0 uf
Volts (min.)	300 V	300 V	300 V	300 V

3X4 CORE - HX, CWA & CWI UNITS

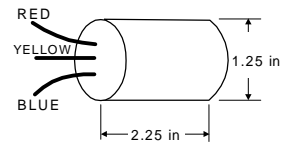
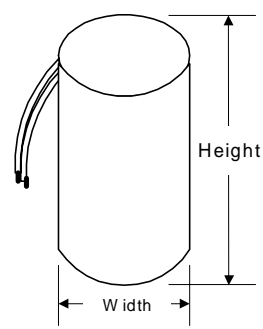


Capacitor: ACG301

Ignitor: BVS-041

Temp Rating: 100 °C
Height: 3.92 in
Dia/Oval Dim 1.49 in

Temp: 105 °C
BTL: 2 ft



Plastic Dry Film Capacitor

Ordering Information Add Suffix for options

- C - With Capacitor
- K - With Capacitor and Bracket Kit
- B - With Welded Bracket no cap

Data is based upon tests performed by Venture Lighting in a controlled environment and is representative of relative performance. Actual performance can vary depending on operating conditions. Specifications are subject to change without notice

10/12/00 Production

