



IT-200 IntelliTimer® Pro Logger



Product Overview

Description

The IntelliTimer Pro (IT-200) is a revolutionary occupancy and light logger that establishes the energy saving potential when using occupancy sensors. With this versatile tool, spaces for lighting control use can be pinpointed and savings can be verified.

Operation

The IT-200 records a log entry every time there is a change in either the occupancy status or lighting status and stores a detailed history of these events for retrieval by PC. It utilizes passive infrared technology to detect occupancy. It observes the light level through a clear, plastic light pipe to determine if lights are on or off. The logger distinguishes artificial lighting from natural lighting to give accurate "lights-on" readings. To log data, a user places the logger so that its lens has a clear view of the workspace and the light-pipe aims towards the nearest light fixture.

Software

Included with the IT-200 is IT-ProSoft 2.0 software. In a single keystroke or mouse click, users can retrieve, store, analyze, or print data reports. These reports can be directly exported to Microsoft Excel® for further analysis. IT-ProSoft also enables users to operate multiple units in multiple locations while ensuring that each logger's identity and logging site information will be correctly merged. Once the logged information is retrieved, the unit can be reset and used to log information at another test site. Users may group logging data from different areas and automatically receive separate reports by utilizing the IT-200's bookmarking feature.

Applications

The IT-200 offers a simple and cost-effective method of auditing any building space for wasted lighting. Since the logger is portable and battery operated, it is convenient to quickly move it from one location to download to a computer, and on to the next location for another logging session.

Features

- Reports show graphs of occupancy and lighting and projects savings and statistical information
- Users set logging parameters for more accurate savings projection
- Powered by a lithium battery, with an extended life span of approximately ten years
- Small and lightweight for ease of use and portability
- Installs quickly and conveniently and requires no wiring
- IT-ProSoft 2.0 operates in six languages (English, French, German, Spanish, Swedish, and Norwegian) with appropriate currency/date/time formats, and energy and HVAC defaults
- Occupancy detection LED helps users confirm that logger is detecting motion in desired space
- Light level LED helps users set logger to identify the on and off lighting levels of different locations
- The LEDs work for a 60 second test period to preserve battery life



www.wattstopper.com
800.879.8585



IT-200 IntelliTimer Pro Technical Information

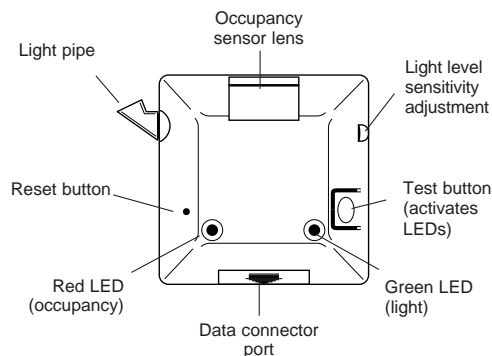
Specifications

IntelliTimer Pro

- Lithium battery operated. Average battery life ~ 10 years. Battery life indicator
- Test button activates LEDs for 60 seconds during which sensitivity is set and proper location for occupancy detection is verified
 - Red LED blinks during occupancy detection
 - Green LED blinks when lighting is detected
- Recessed reset switch
- Coverage up to 150 sq ft
- Stores a maximum of 4096 entries
- Stores site name to identify the area being monitored
- Connects to computer (PC) for data retrieval via connector cable

Controls & Installation

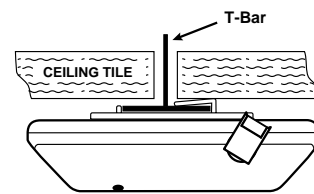
Product Controls



IT-ProSoft Software

- Lists all log entries: entry number, date/time of entry, lighting status, occupancy status
- Users set logging parameters (energy cost/kWh, size of load, site name, sensor time-outs) for more accurate savings projection
- Reports show daily graphs of occupancy and lighting data, and lighting/occupancy analyses projecting savings and statistical information
- HVAC factor enables calculation of additional potential savings due to reduced HVAC load
- While connected, software can reset the logger in preparation for a new logging session
- Merge log capability combines outputs from multiple loggers monitoring a single location
- Supports Windows 95, 98, 2000, & NT platforms
- Downloadable at www.wattstopper.com

T-bar Ceiling Installation



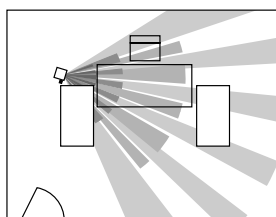
The IT-200 simply clips to a T-bar of a ceiling tile - no wiring is needed. For installation onto other surfaces, the unit comes with a flat bracket and double-stick tape.

Coverage & Software Reports

Logged Entries Report

Entries: 42	Cost/kWhr: \$0.080
From: Sun, Aug 14, 1995 at 12:00:00 PM	HVAC Adder: 15%
To: Thu, Aug 18, 1995 at 9:32:00 PM	Load Size: 180W
1 Sun, Aug 14, 1995 at 12:00:00 PM	Lights ON Occupied
2 Sun, Aug 14, 1995 at 2:25:00 PM	Lights ON Vacant
3 Mon, Aug 15, 1995 at 7:50:00 AM	Lights ON Occupied
4 Mon, Aug 15, 1995 at 10:15:00 AM	Lights ON Vacant
5 Mon, Aug 15, 1995 at 10:50:00 AM	Lights ON Occupied
6 Mon, Aug 15, 1995 at 12:15:00 PM	Lights OFF Vacant

Office Placement Example

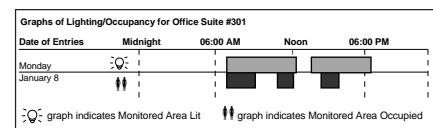


The IT-200 monitors an area of up to 150 sq ft. The unit should be placed near the light source with the light pipe aimed at the light and the lens facing the occupant's main work area.

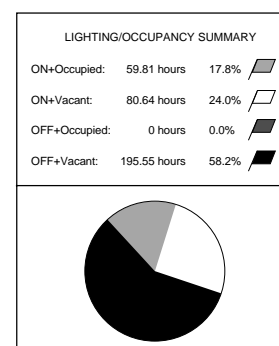
Catalog No.	Description
IT-200	Occupancy and light logger with software for PC

All units are white

Lighting & Occupancy Graph



Analysis Report & Chart



Ordering Information