

LMCT-100 Digital Wireless Configuration Tool

Wireless advanced configuration capabilities for Digital Lighting Management systems

2-way IR communication for data upload, download, confirmation and storage

Component of Digital Lighting Management integrated control systems

Easy-to-use navigation pad

Easy-to-read OLED screen

Configures occupancy sensors, switches, room controllers and photosensors



Product Overview

Description

The LMCT-100 Wireless Digital Configuration Tool is a handheld tool for advanced remote configuration of any WattStopper Digital Lighting Management (DLM) system. The tool enables system and device modifications via pushbutton, without ladders or tools, as well as easy duplication of settings between DLM local networks.

Operation

Powered by three AAA batteries, the LMCT-100 features an easy-to-read organic LED (OLED) screen and bi-directional communication with IR-enabled DLM devices. Its intuitive navigation pad provides a familiar interface for users who can see the current system parameters of a DLM local network and make changes by navigating through simple menus. Adjustable occupancy sensor parameters include sensitivity, time delay and trigger modes. Load parameter settings (also referred to as Push n' Learn) include blink warning, Auto- or Manual-on mode, and re-assigning specific loads to different sensors. Button configuration options include type (load or scene), mode, fade times and scene lock. Dimming parameters include low/high trim, preset level and lamp burn in time. Daylighting adjustments include operating mode, setpoints, fade times and time delays. The LMCT is also used to adjust the light level of dimmed loads.

Features

- Remotely reconfigures and reports DLM occupancy sensor parameters: PIR and ultrasonic sensitivity; time delay; walk through mode; trigger mode (for dual technology sensors)
- Remotely reconfigures and reports DLM dimming parameters: load type (dim/switch); low/high trim; preset on level; lamp burn-in
- Manually adjusts light level of dimmed loads to facilitate scene setting
- Remotely configures, reconfigures and reports DLM photosensor settings: light levels; operating mode (on/off, bi-level, tri-level, dimming); setpoints; time delays; fade times; test mode
- RoHS compliant

PROJECT

LOCATION/TYPE

Configuration and Personalization

The LMCT-100 simplifies the replication of occupancy sensor settings from one DLM local network to another and facilitates scene setting. It can store up to nine sensor profiles and assign them to sensors in any DLM local network. For projects where identical settings may be desired across a large number of spaces, this capability provides a streamlined method of configuration. Settings can be copied throughout a building or in different buildings. The LMCT also allows manual adjustment of individual load levels. This powerful feature allows different lighting scenes to be set and stored without the need for dimming switches in each space. Scenes can be recalled by scene switches or multi-button switches configured for scene control.

Applications

Designers and installers can use the LMCT-100 to ensure conformity with design intent. It simplifies changes to occupancy sensor settings, load configurations and dimming parameters by making the adjustment process ladder-free. An LMCT-100 is required for calibrating the LMLS-500 photosensor. The self-calibrating LMLS-400 does not require the use of an LMCT-100 unless operating parameters need to be adjusted.

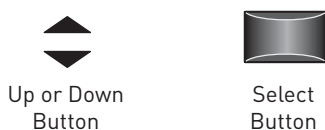
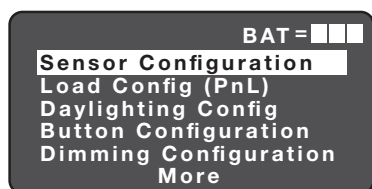
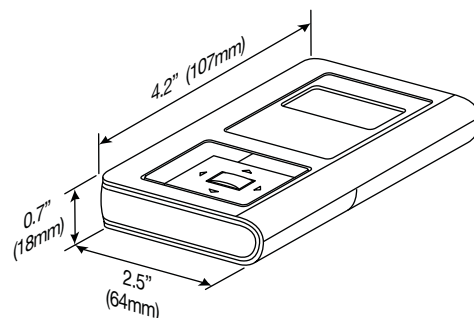
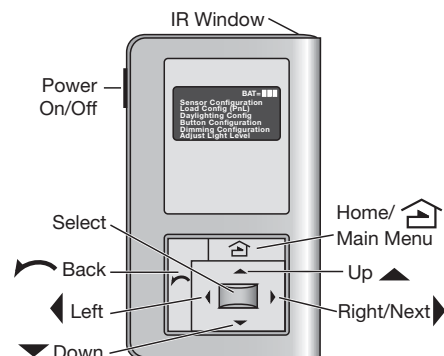


Specifications

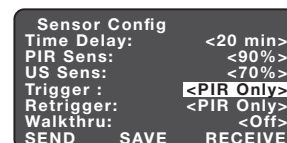
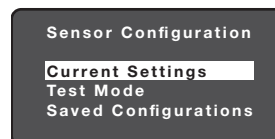
- Three AAA 1.5 volt batteries (included)
- OLED display 1.4"W x .75"H (36mm x 19mm)
- Infrared (IR) transceiver (36kHz frequency)
- IR range: up to 32' (10m)
- Includes carrying case with belt clip
- Operating temperature: 32-104°F (0-40°C)
- FCC part 15 compliant
- Five year warranty

Configuration Menus

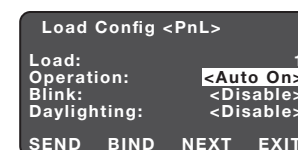
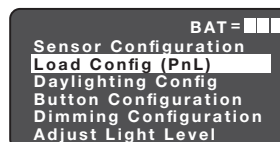
LMCT-100 Handheld Remote with Menu Screens



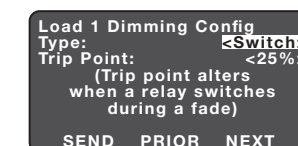
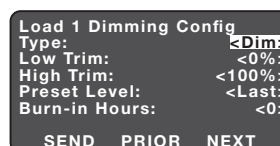
The Home (or Main) menu displays after the power-up process completes. It contains information on the battery status and six menu choices.



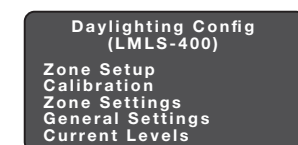
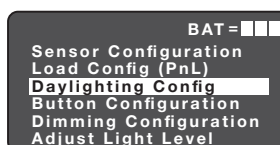
The Sensor Configuration function enables users to change sensor parameters, including time delay and sensitivity, save configurations, enter test mode and apply saved configurations.



The Load Configuration function (also referred to as Push n' Learn) enables users to identify load numbers, view and change load parameters and load bindings to sensors.



The Dimming Configuration function enables users to customize parameters for performance and savings. Setting a high level trim below 100% saves energy and increases lamp life.



The Daylighting Configuration function enables users to initiate automatic calibration of the LMLS-400, calibrate the LMLS-500, and adjust setpoints and other parameters for both photosensors and enter test mode.

Ordering Information

Catalog No.	Description
<input type="checkbox"/> LMCT-100	Digital Wireless Configuration Tool
<input type="checkbox"/> LMCT-100-U	Digital Wireless Configuration Tool, ARRA compliant

Qualifies for ARRA-funded public works projects.